


PRINCETON POLICE  
DEPARTMENT  
CHIEF'S MONTHLY REPORT



AUGUST

2020

## TABLE OF CONTENTS

JUVENILE BUREAU	1
SAFE NEIGHBORHOOD BUREAU	2
ARRESTS	3
POLICE SERVICE CALLS	4
OFFENSES	5
NON-CRIMINAL	6
SUMMONSES	7
PARKING VIOLATIONS	8
ORDINANCE VIOLATIONS	9
OVERTIME	10
GENDER/ETHNICITY REPORT	12
SUMMONS VS. WARNING BY RACE	13
MOTOR VEHICLE ACCIDENT STATISTICS	14
USE OF FORCE	15



## **Princeton Police Department**

**1 Valley Road, Princeton, NJ 08540**

**Phone: (609)921-2100 / Fax: (609)924-8197**

### **Juvenile Report August 2020**

#### **Juvenile Petitioned to Family Court**

Subsequent to a motor vehicle stop a seventeen year old boy was charged with Conspiracy to Commit Theft by Deception and Possession of a Stolen/fraudulent Credit Card that did not belong to him.

#### **Station House Adjustment**

Two thirteen year old boys were afforded Station House Adjustments after they were found to have shoplifted two watches from the Princeton University Store.

#### **Curb Side Warnings**

Subsequent to a report of a stolen skateboard from Hilltop Skate Park, it was found that a fourteen year old girl took it thinking it was abandoned. The owner did not wish to pursue charges as long as it was returned. The 14 year old girl returned it without incident, therefore, patrol afforded her a Curbside Warning.

## **Safe Neighborhood Bureau Monthly Report August 2020**

**August 2020:** During the month of August, Governor Murphy's social distancing and other guidelines/protective measures for Covid-19 were still in effect, however we were able to do some presentations and events outdoors.

8/11/2020: SNB conducted our "Cops Caring for the Community" initiative, where we began collecting toiletries for the "Princeton Cornerstone Community Kitchen" store. All donations went to community members. Our donation bin was placed in the police lobby. This drive will continue into the fall.

8/19/2020 SNB participated in honoring our fallen officer, Ptl. Billie Ellis, with a small ceremony in the courtyard of the Witherspoon Hall Building.

8/19/2020 Freeze Pops with Cops at Smoyer Park where SNB met with local parents and children and handed out free ice cream.

8/20/2020 Freeze Pops with Cops at Community Park South, where SNB conducted the same as above. Due to a larger turnout at the event, SNB and other participating officers played kickball with children in attendance.

8/26/2020 SNB attended a meeting with Edwina Hawes at the YMCA for a Community Forum. We discussed what the SNB entails and projects that we run for our community, motor vehicle stops, probable cause searches, domestic violence, shall arrest situations, bench warrants, etc. This was the third community forum held this summer that our department participated in. We will keep contact with Edwina Hawes to plan further Community Forums in the future.

8/27/2020 SNB conducted neighborhood inspections for any vehicles in public view which appeared to be abandoned, unregistered, or inoperable. Ptl. Donnelly sent out warning letters to residents, giving them 30 days to repair or remove the vehicles, as per ordinance 11-6.

SNB has been out on bicycle patrol when weather permits.

SNB assisted with prisoner transports to keep patrol staffed on the road.

The weekly police blotters were posted in a timely manner and they are up to date.

SNB conducted 31 Vacant House checks during the month of August. As of month's end, there were 12 vacant houses on the active list, one of which was added the last day of the month.

SNB and Administration continues to inform and educate the community about the latest news, events and other relevant information through our Facebook social media platform.

## TOTAL ARRESTS

<u>2020</u>	<u>Jan</u>	<u>Feb</u>	<u>Mar</u>	<u>Apr</u>	<u>May</u>	<u>Jun</u>	<u>Jul</u>	<u>Aug</u>	<u>Sep</u>	<u>Oct</u>	<u>Nov</u>	<u>Dec</u>	<u>YTD 2020</u>
Arrests	49	37	11	13	6	8	13	7					144

<u>2019</u>	<u>Jan</u>	<u>Feb</u>	<u>Mar</u>	<u>Apr</u>	<u>May</u>	<u>Jun</u>	<u>Jul</u>	<u>Aug</u>	<u>Sep</u>	<u>Oct</u>	<u>Nov</u>	<u>Dec</u>	<u>YTD 2019</u>
Arrests	33	20	35	33	25	26	32	30	33	30	27	30	354

## SERVICE CALLS

<u>Service Calls</u>	<u>Jan</u>	<u>Feb</u>	<u>Mar</u>	<u>Apr</u>	<u>May</u>	<u>Jun</u>	<u>Jul</u>	<u>Aug</u>	<u>Sep</u>	<u>Oct</u>	<u>Nov</u>	<u>Dec</u>	<u>YTD</u>
2020	4,163	4,388	2,627	1,753	1,773	2,063	2,229	2,358					21,354
2019	3,162	3,361	3,398	3,210	3,959	4,233	3,727	3,811	3,961	3,702	3,862	3,491	43,881

## AUGUST OFFENSES

<u>OFFENSE TYPE</u>	<u>AUGUST 2019</u>	<u>AUGUST 2020</u>	<u>YTD 2020</u>
Assault/Aggravated	1	0	4
Assault/Simple	7	2	17
Burglary	2	1	9
Criminal Mischief	10	8	49
CDS Possession – Marijuana	10	2	38
CDS Possession – Heroin	0	0	0
DUI	0	1	15
Robbery	0	0	3
Sexual Assault	0		4
Theft	19	12	95
Warrant Arrest	7	1	25
<b>TOTAL</b>	<b>56</b>	<b>27</b>	<b>259</b>

## AUGUST NON-CRIMINAL INCIDENTS

<b>NON-CRIMINAL INCIDENTS</b>	<b>AUGUST 2019</b>	<b>AUGUST 2020</b>	<b>YTD 2020</b>
Alarms Auto	0	0	2
Alarms Burglar	2	2	8
Alarms Commercial Burglar	23	33	192
Alarms Commercial Fire	22	28	148
Alarms Fire	3	8	25
Alarms Medical	15	15	95
Alarms Other	2	4	28
Alarms Panic	8	8	30
Alarms Residential Burglar	58	52	277
Alarms Residential Fire	21	20	122
Animal Complaints	36	33	237
Emotionally Disturbed Person	13	14	71
Fire (Other) Odor of Smoke	10	19	71
Fire Commercial	1	0	5
Fire Dwelling	0	1	8
Fire False	0	0	0
Fire Vehicle	0	1	2
Firearms Background	4	24	138
Foot Patrol	80	97	587
Medical Call	150	127	1137
Missing Person	2	3	30
Motor Vehicle Stop	866	33	3291
MVA Involving Injury	13	5	45
MVA No Injury	56	32	254
MVA No Report	6	3	20
MVA With Bicycle	1	0	4
MVA With Deer	2	0	17
MVA With Pedestrian	0	1	7
Noise Complaint	15	31	156
School Crossing	0	0	346
School Detail	0	0	122
Urinating in Public	3	0	5
<b>Non-Criminal – TOTAL</b>	<b>1,412</b>	<b>594</b>	<b>7,480</b>



## AUGUST SUMMONSES

<u>SUMMONS TYPE</u>	<u>AUGUST 2019</u>	<u>AUGUST 2020</u>	<u>YTD 2020</u>
All Other (ordinances/moving)	180	22	597
Careless Driving	26	15	139
Cell Phone	9	0	19
Driving While Intoxicated	0	1	15
Driving While Suspended	40	3	116
Failure to Exhibit Documents	13	0	33
Failure to Inspect	11	0	76
Failure to Wear Seatbelt	9	0	21
Failure to Yield to Pedestrian in Crosswalk	14	1	34
Maintenance of Lamps	10	0	57
Speeding	134	1	592
Uninsured Motorist	5	0	20
Unlicensed Driver	20	2	52
Unregistered Vehicle	60	2	217
<b>Total Summonses</b>	<b>531</b>	<b>47</b>	<b>1988</b>

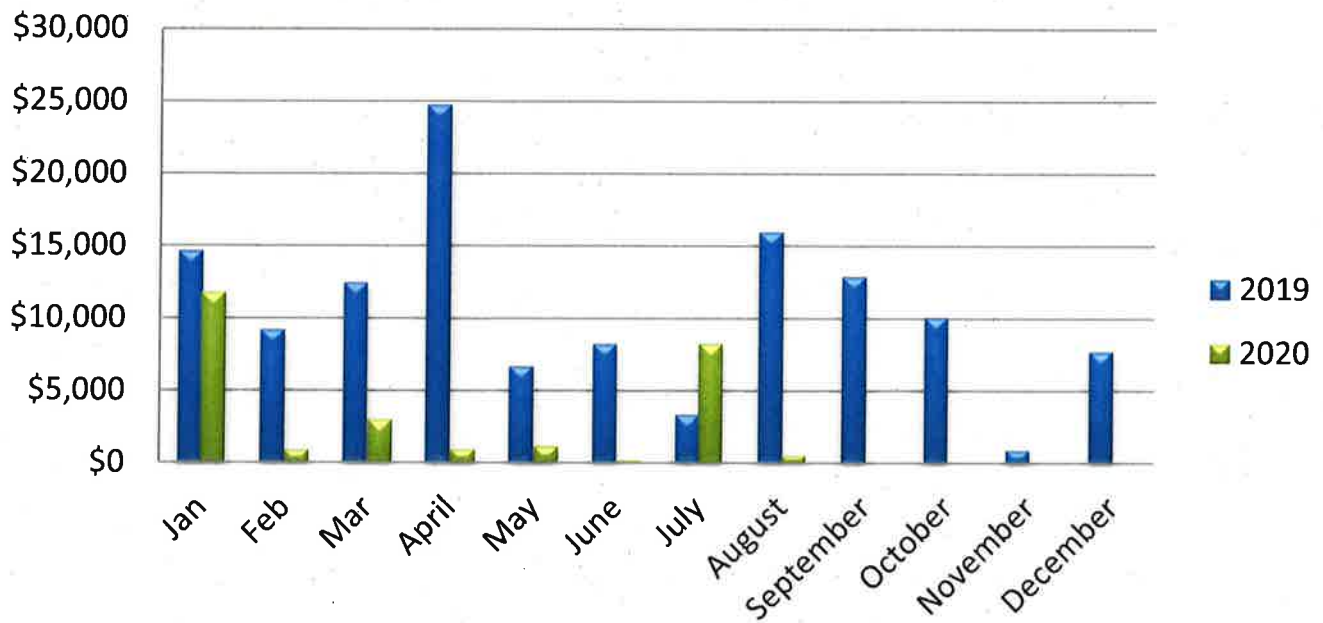
## **AUGUST PARKING VIOLATIONS**

<b><u>PARKING ORDINANCE</u></b>	<b><u>AUGUST 2019</u></b>	<b><u>AUGUST 2020</u></b>	<b><u>YTD 2020</u></b>
Bus Zone	1	0	1
Loading Zone	22	34	245
Parking Within Designated Parking Stalls	14	10	45
No Parking Zones/Anytime	21	12	123
Park Between 2AM & 6AM 1hr Limit	190	0	373
Parking Limit 2 hrs Between 8AM & 6PM	92	0	214
Park Between 2AM & 6AM in Municipal Yard	0	0	3
Meters	1,115	1,055	5,626
Meter Feeding	3	0	0
Parking in Handicap Space	1	0	7
All Others	53	16	155
<b>Total - Parking Violations</b>	<b>1,512</b>	<b>1,127</b>	<b>6,792</b>

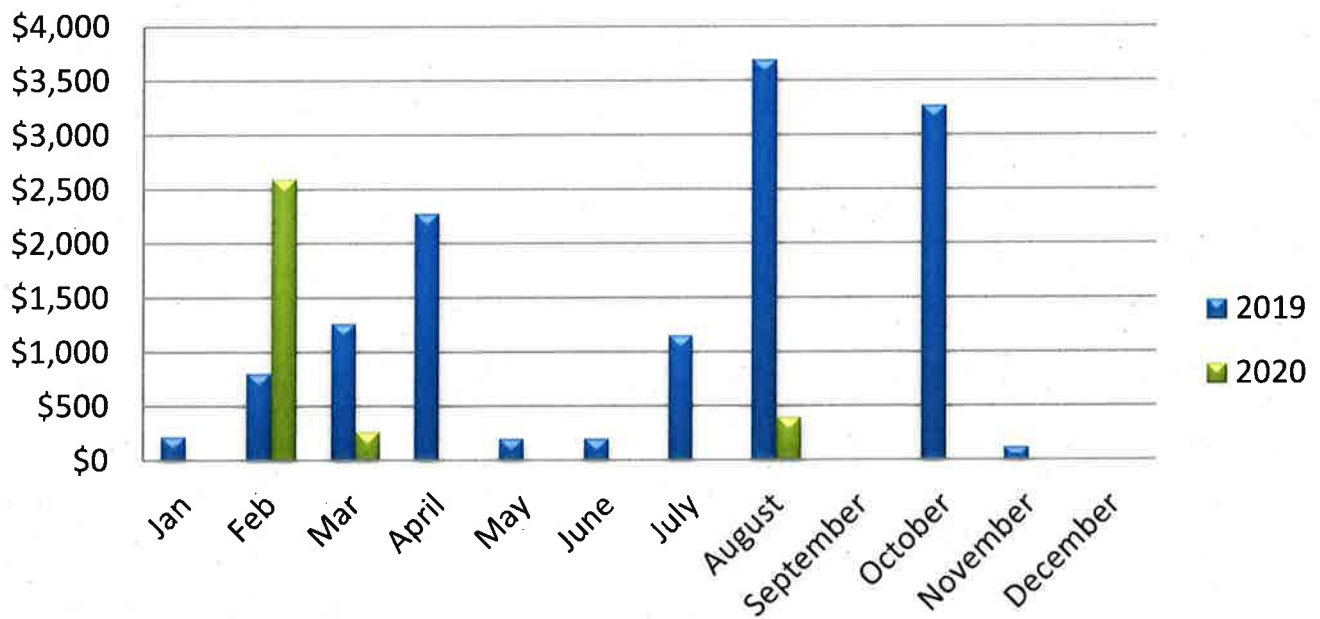
## AUGUST ORDINANCE VIOLATIONS

<u>ORDINANCE VIOLATION</u>	<u>AUGUST 2019</u>	<u>AUGUST 2020</u>	<u>YTD 2020</u>
Bicycles/Skateboards Prohibited	0	0	0
Consumption Alcohol in Park	0	0	0
Construction After Hours	0	0	1
Disorderly Conduct	0	0	0
Disregard Road Closure	0	0	0
Dog Without a Leash	0	0	0
False Alarm – 2 <sup>nd</sup> Offense	13	3	10
False Alarm – 3 <sup>rd</sup> Offense	6	1	1
False Alarm – 4 <sup>th</sup> Offense	0	0	0
False Alarm – 5 <sup>th</sup> Offense	0	0	0
False Alarm – 7 <sup>th</sup> Offense	0	0	0
False Alarm – 8 <sup>th</sup> Offense	0	0	0
Failure to Register Alarm	1	2	2
Failure to Remove Snow	0	0	0
Idling Vehicle	0	0	1
In Park After Hours	1	0	0
Left Turn Prohibited	0	0	8
Littering	1	0	8
Noise Complaint	1	0	1
No U-turn	0	0	2
Open Container	0	1	8
Other	1	0	1
Overweight Vehicle	18	0	50
Urinating in Public	3	0	5
<b>TOTAL</b>	<b>47</b>	<b>7</b>	<b>98</b>

## Patrol Overtime



## Detective Overtime





# Princeton Police Department

1 Valley Road, Princeton, NJ 08540

Phone: 609-921-2100 Fax: 609-924-8197 Mun. Code: 1110

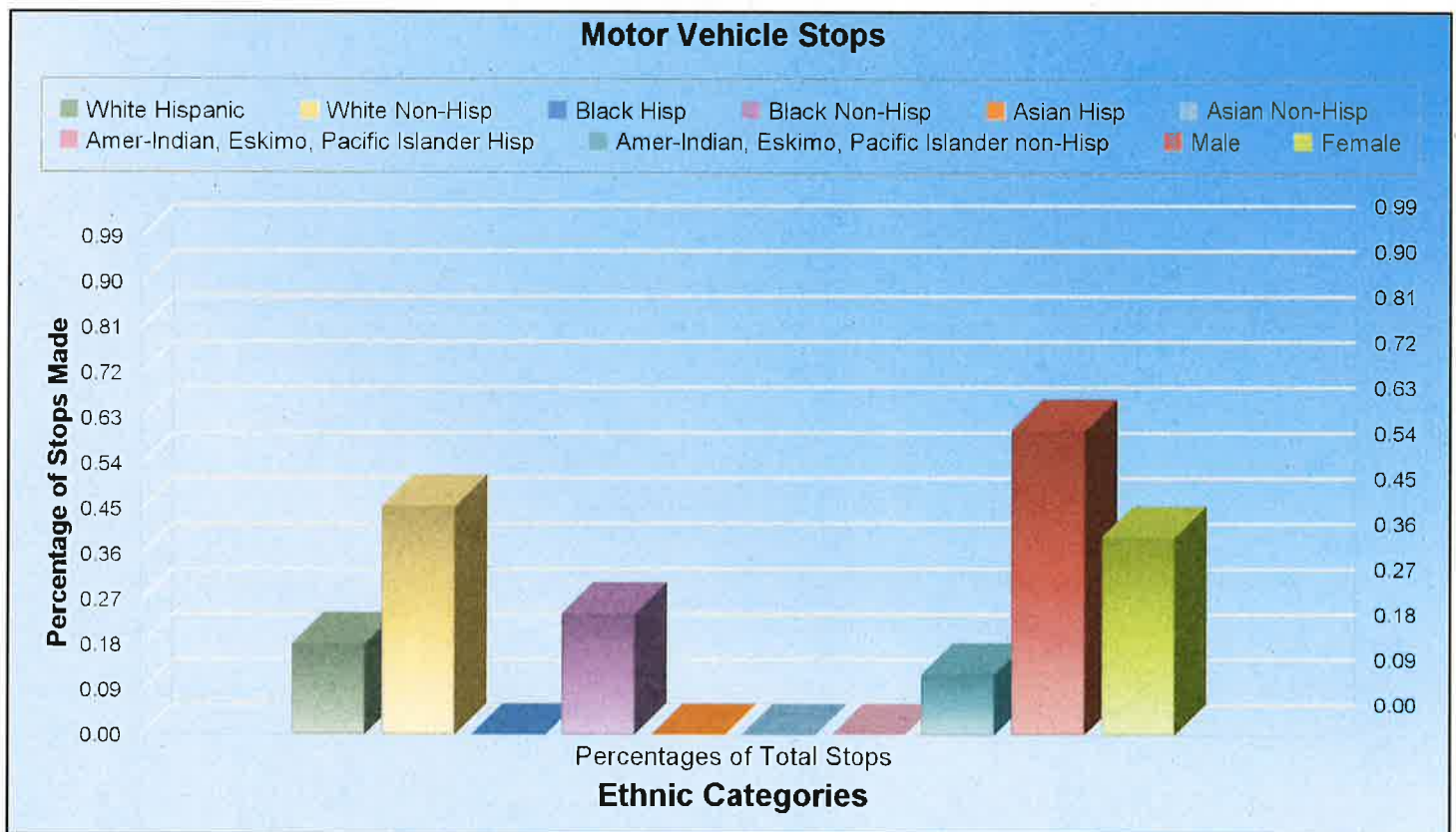


## Gender & Ethnicity Report MV Stops for August 2020

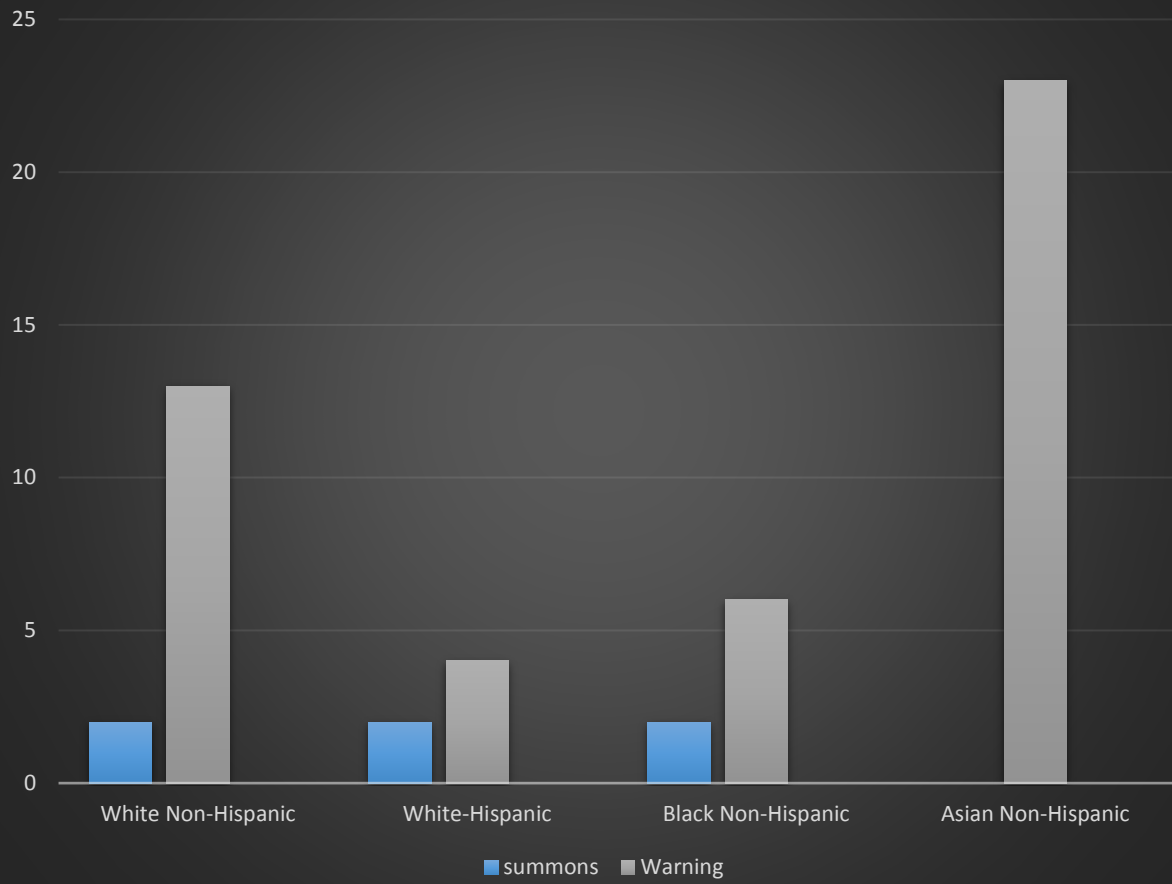
Officer - Total MV Stops: 33

Gender / Ethnic breakdown shown in percentages of overall number of MV Stops

Race Code	Total #	Percentage
White Hisp.	6	18.18%
White Non Hisp.	15	45.45%
Black Hisp.	0	0.00%
Black Non-Hisp.	8	24.24%
Native Amer/Eskimo Hisp	0	0.00%
Native Amer/Eskimo Non-Hisp	0	0.00%
Asian Hisp.	0	0.00%
Asian Non-Hisp	4	12.12%
Male	20	60.61%
Female	13	39.39%



## August - Summons vs. Warning by Race



**PRINCETON POLICE DEPARTMENT  
YEAR-TO-DATE 2020 MVA Report**

<b><u>VEHICLES INVOLVED</u></b>	<b>542</b>
<b><u>INJURIES INVOLVED</u></b>	<b>58</b>
<b><u>ACCIDENTS WITH INJURIES</u></b>	<b>46</b>
<b><u>PROPERTY DAMAGE ACCIDENT</u></b>	<b>38</b>

<b><u>ROAD CONDITIONS</u></b>	
Dry:	246
Wet:	48
Snow:	4
Ice:	1
Other:	0
<b><u>TOTAL:</u></b>	<b>299</b>

<b><u>DAYLIGHT/DARKNESS</u></b>	
Daylight:	244
Darkness:	55
Unknown:	0
<b><u>TOTAL:</u></b>	<b>299</b>

<b><u>ACCIDENTS INVOLVING DEER</u></b>	17
--	----

<b><u>NUMBER OF ACCIDENTS BY DAY</u></b>	
Unknown:	0
Monday:	48
Tuesday:	45
Wednesday:	50
Thursday:	39
Friday:	56
Saturday:	40
Sunday:	21
<b><u>TOTAL:</u></b>	<b>299</b>

<b><u>SUMMONS ISSUED</u></b>	<b>243</b>
------------------------------	------------

<b><u>ACCIDENTS INVOLVING PEDESTRIANS</u></b>	
Injury:	7
Non-Injury:	0
Fatal:	0
Other:	0

<b><u>ACCIDENTS INVOLVING BICYCLISTS</u></b>	
Injury:	4
Non-Injury:	0
Fatal:	0
Other:	0

<b><u>TIMES OF DAY</u></b>	
0001 - 0100:	2
0101 - 0200:	0
0201 - 0300:	1
0301 - 0400:	1
0401 - 0500:	0
0501 - 0600:	1
0601 - 0700:	6
0701 - 0800:	10
1201 - 1300:	31
1301 - 1400:	31
1401 - 1700:	18
1701 - 1600:	28
1601 - 1700:	12
1701 - 1800:	21
1801 - 1900:	12
1901 - 2000:	12
2001 - 2100:	6
2101 - 2200:	8
2201 - 2300:	6
2301 - 2400:	2
Unknown:	31
<b><u>TOTAL:</u></b>	<b>299</b>

<b><u>ACCIDENTS INVOLVING MOTORCYCLES</u></b>	
Injury:	0
Non-Injury:	0
Fatal:	0
Other:	0

<b><u>FATAL ACCIDENTS</u></b>	<b>0</b>
-------------------------------	----------

<b><u>WEATHER CONDITIONS</u></b>	
Overcast:	2
Snow:	8
Rain:	62
Clear:	270
<b><u>TOTAL:</u></b>	<b>299</b>



## USE OF FORCE 2020

	<u>Jan</u>	<u>Feb</u>	<u>Mar</u>	<u>Apr</u>	<u>May</u>	<u>Jun</u>	<u>Jul</u>	<u>Aug</u>	<u>Sep</u>	<u>Oct</u>	<u>Nov</u>	<u>Dec</u>	<u>Total</u>
<b><u>Total Number of Use of Force Incidents</u></b>	2	0	0	2	1	0	0	1					
<b><u>Persons against whom force was used</u></b>	2	0	0	2	1	0	0	1					
<b><u>Involving Officer use of Physical Force</u></b>	5	0	0	2	1	0	0	1					
<b><u>Involving Officer use of Mechanical Force</u></b>	0	0	0	0	0	0	0	0					
<b><u>Involving Officer use of Deadly Force</u></b>	0	0	0	0	0	0	0	0					

January	20-01449 / 20-03360
February	-
March	-
April	20-12307 / 20-12437
May	20-13009
June	-
July	-
August	20-19942
September	
October	
November	
December	

(These totals do not reflect the NJSP UCR criteria, totals are Princeton Police policy totals only.)