


PRINCETON POLICE
DEPARTMENT
CHIEF'S MONTHLY REPORT



APRIL
2014

TABLE OF CONTENTS

JUVENILE REPORT	1
SNB REPORT	3
ARRESTS	4
UCR TOTAL	6
POLICE SERVICE CALLS	9
OFFENSES	11
NON-CRIMINAL	14
SUMMONSES	19
PARKING VIOLATIONS	22
ORDINANCE VIOLATIONS	25
OVERTIME	28
OFFICER AVAILABILITY	31



Princeton Police Department

1 Valley Road, Princeton, NJ 08540

Detective Annette Henderson

Phone: (609)921-2100 x1818

Fax: (609)688-2047

Juvenile Report-April 2014

Juveniles Petitioned In Family Court

A seventeen year old female paid an adult male to purchase alcohol from a liquor store and subsequently took possession of it. She had a previous history of juvenile delinquency and was charged with Under Age Possession of Alcohol. The adult was charged with providing alcohol to a minor.

A fifteen year old male disclosed to his Princeton High School Peer Group that he felt bullied by another student and revealed that he had a knife in his backpack. He then made multiple statements threatening the life of the student and left the room. The Peer Group Leaders followed the boy, engaged him in conversation to diffuse the situation and brought him to the Princeton High School staff. He was subsequently charged with Possession of a Weapon in an Educational Institution and Terroristic Threats.

Juveniles Afforded a Station House Adjustment

Two thirteen year old boys stole an unsecured bicycle valued at \$350.00 from the bike rack at the Princeton Public Library. They were ordered to pay restitution and write a letter of apology to the victim.

Curbside Warning

The lost wallet of a 17 year old female was found containing a fictitious identification identifying her as 21 years old. The juvenile was given a warning and the identification was retained for destruction.

A ten year old boy shoplifted a toy while in Jazaam's toy store. Upon patrol's arrival he was released to his parent with a curbside warning.

A 10 year old juvenile reported being bullied at school by another 10 year old student when he excluded him, called him names and had physical contact with him. Both juveniles and their guardians met with Detective Henderson and the matter was resolved without the need of formal charges.

DCP&P Referrals (formerly DYFS)

A referral was made to the Department of Child Protection after a mother evicted her fourteen year old daughter from her home without appropriate arrangements or supervision.

Family Crisis or Mental Health Incidents

A seventeen year old male with a history of mental illness engaged in a heated verbal altercation and cursed at his mother. The situation was diffused upon police arrival.

A seventeen year old male cursed at his mother and called her names after she took the keys to the BMW she allows him to drive because he refused to take care of college application paperwork. Upon the arrival of the police the situation was diffused.

SAFE NEIGHBORHOOD BUREAU ACTIVITY

REPORT

APRIL 2014

Presentations

SNB conducted an Internet Safety presentation at St. Paul's School

SNB participated in the Touch a Truck event

Meetings

SNB met with security personnel from Westminster Choir College to discuss security issues

SNB attended two preparation meetings for the Wheels Rodeo

SNB attended the monthly Princeton Alcohol/Drug Alliance meeting

SNB attended a Lockdown Drill and de-brief at PDS

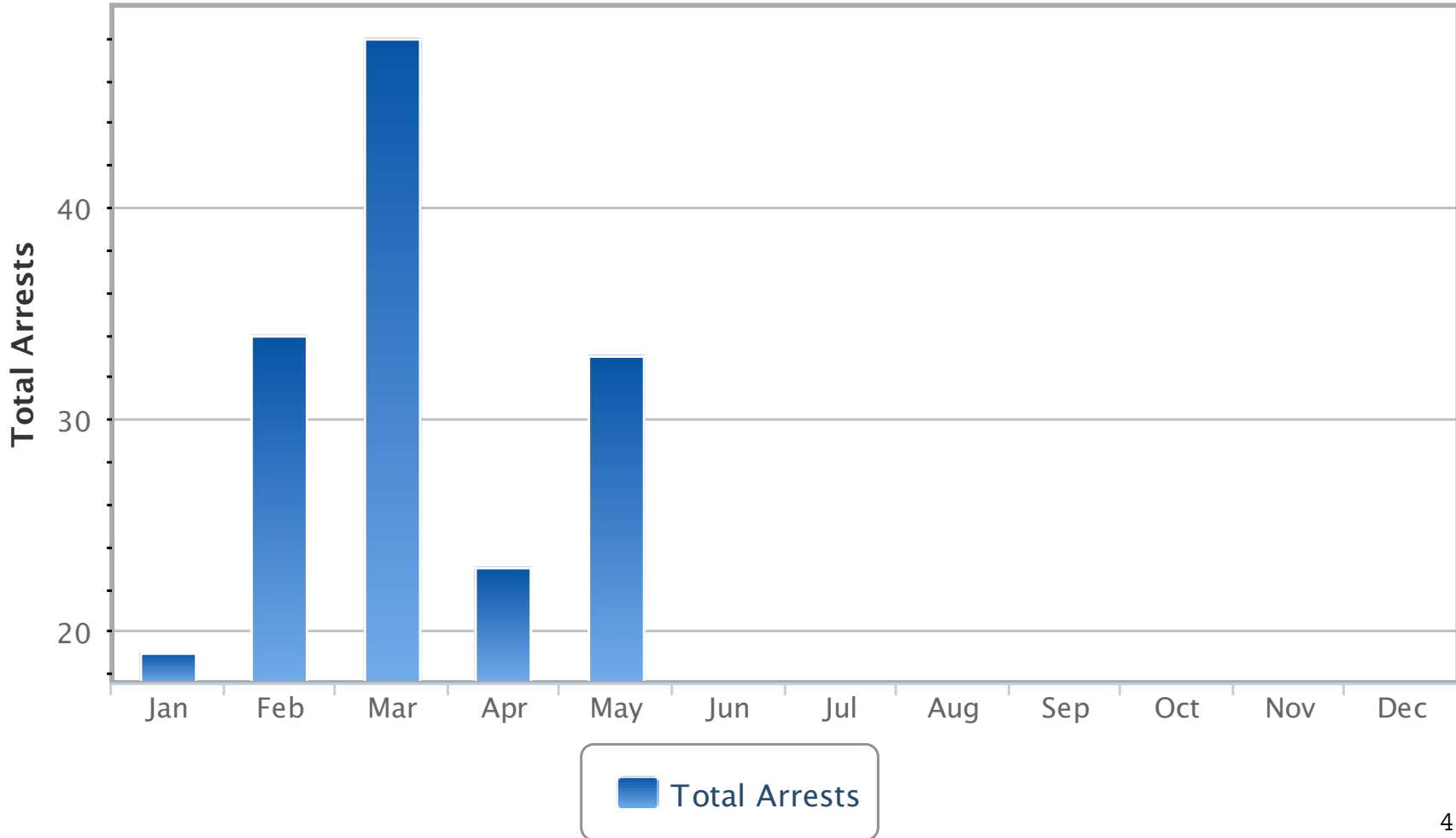
SNB met with security personnel from the Institute for Advanced Study

SNB attended a viewing of the film "Anonymous People" at the Princeton Public Library

SNB assisted St. Paul's Church with the Stations of the Cross Mass

SNB conducted three station tours for students from Johnson Park Elementary School

Total Arrests 2014



2014 Total Arrests

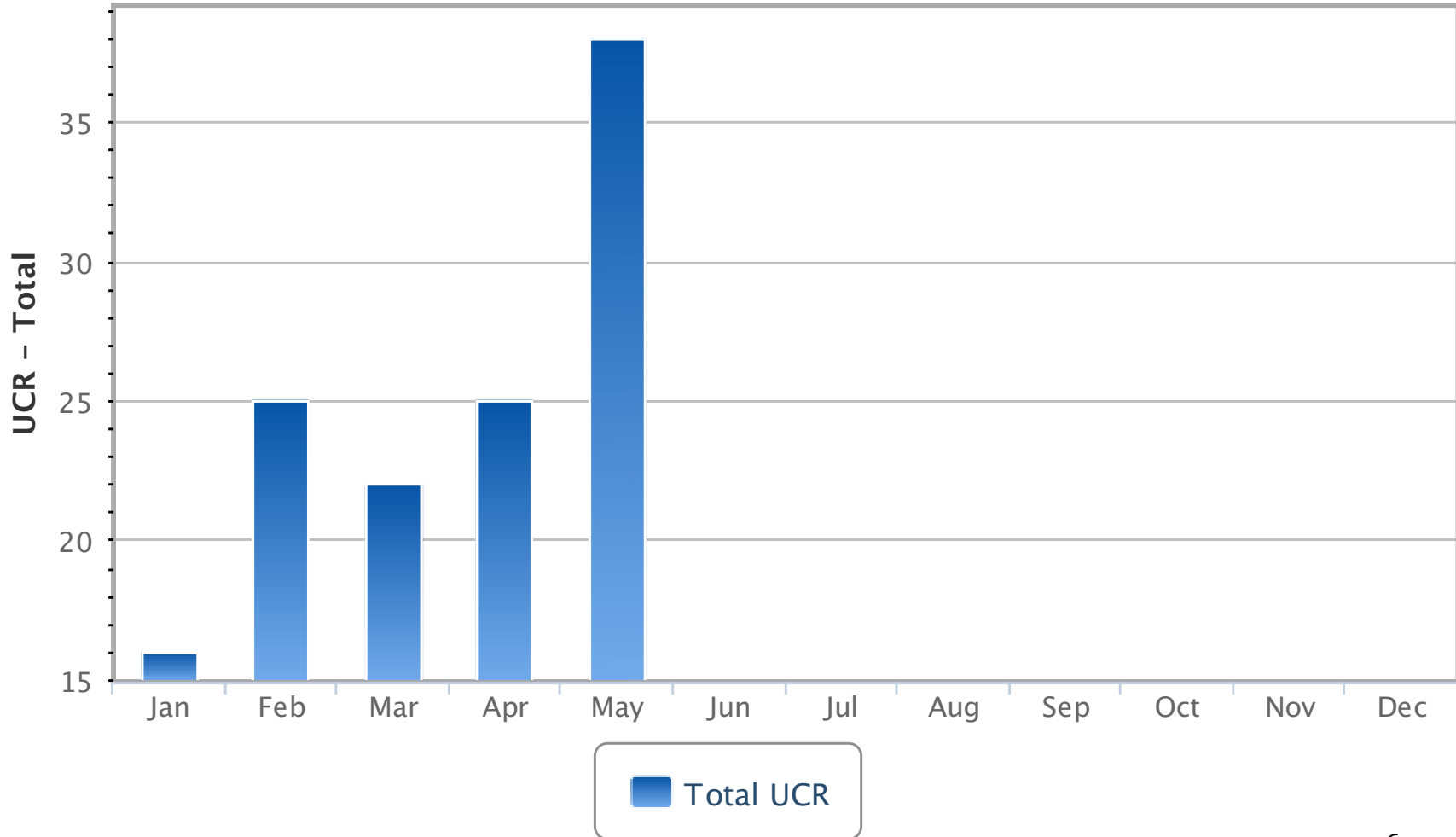
	Jan	Feb	March	April	May	June	July	Aug	Sept	Oct	Nov	Dec	YTD 2014
Arrests	19	34	48	23									157

2013 Total Arrests

	Jan	Feb	March	April	May	June	July	Aug	Sept	Oct	Nov	Dec	Total
Arrests	45	38	32	38	59	37	38	32	39	37	24	25	444

UCR - Total

2014



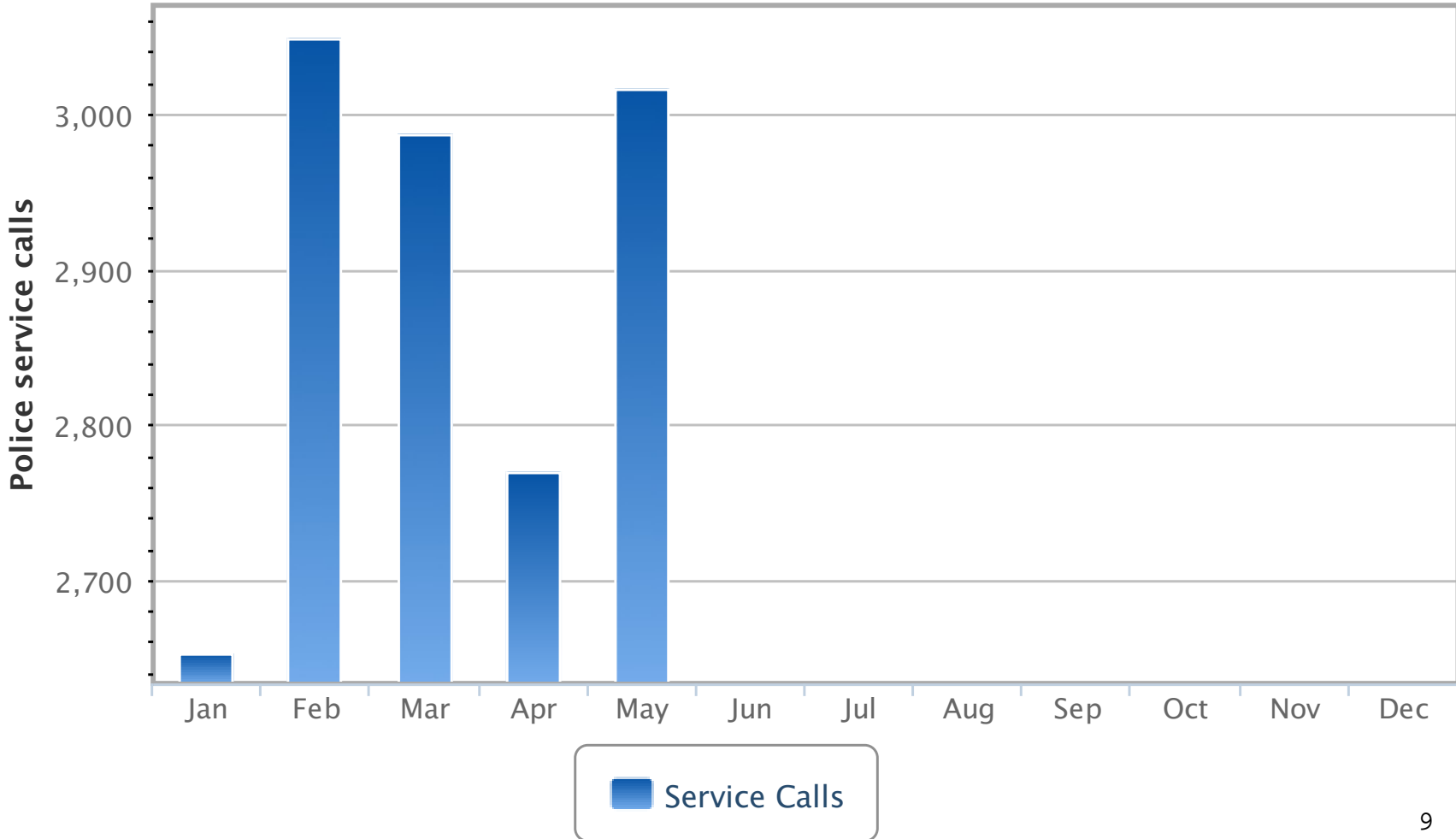
2014 UCR

UCR Type	Jan	Feb	March	April	May	June	July	Aug	Sept	Oct	Nov	Dec
Arson	0	0	0	0								
Assault	7	7	3	5								
Burglary	2	3	8	5								
Homicide	0	0	0	0								
Larceny	5	15	11	14								
MV Theft	0	0	0	1								
Rape	1	0	0	0								
Robbery	1	0	0	1								
Total	16	25	22	26								

2013 UCR

UCR Type	Jan	Feb	March	April	May	June	July	Aug	Sept	Oct	Nov	Dec
Arson	0	0	0	0	0	0	0	0	0	0	0	0
Assault	0	5	1	2	5	4	0	5	3	3	3	2
Burglary	4	2	5	3	7	7	7	0	2	3	2	3
Homicide	0	0	0	0	0	0	0	0	0	0	0	0
Larceny	26	18	16	18	18	23	19	24	21	26	23	27
Motor Vehicle Theft	0	0	0	0	0	0	0	0	0	0	0	1
Rape	0	0	0	2	1	0	1	0	0	0	0	0
Robbery	0	1	0	0	2	1	1	2	1	0	1	0
Total	30	26	22	25	33	35	28	31	27	32	29	33

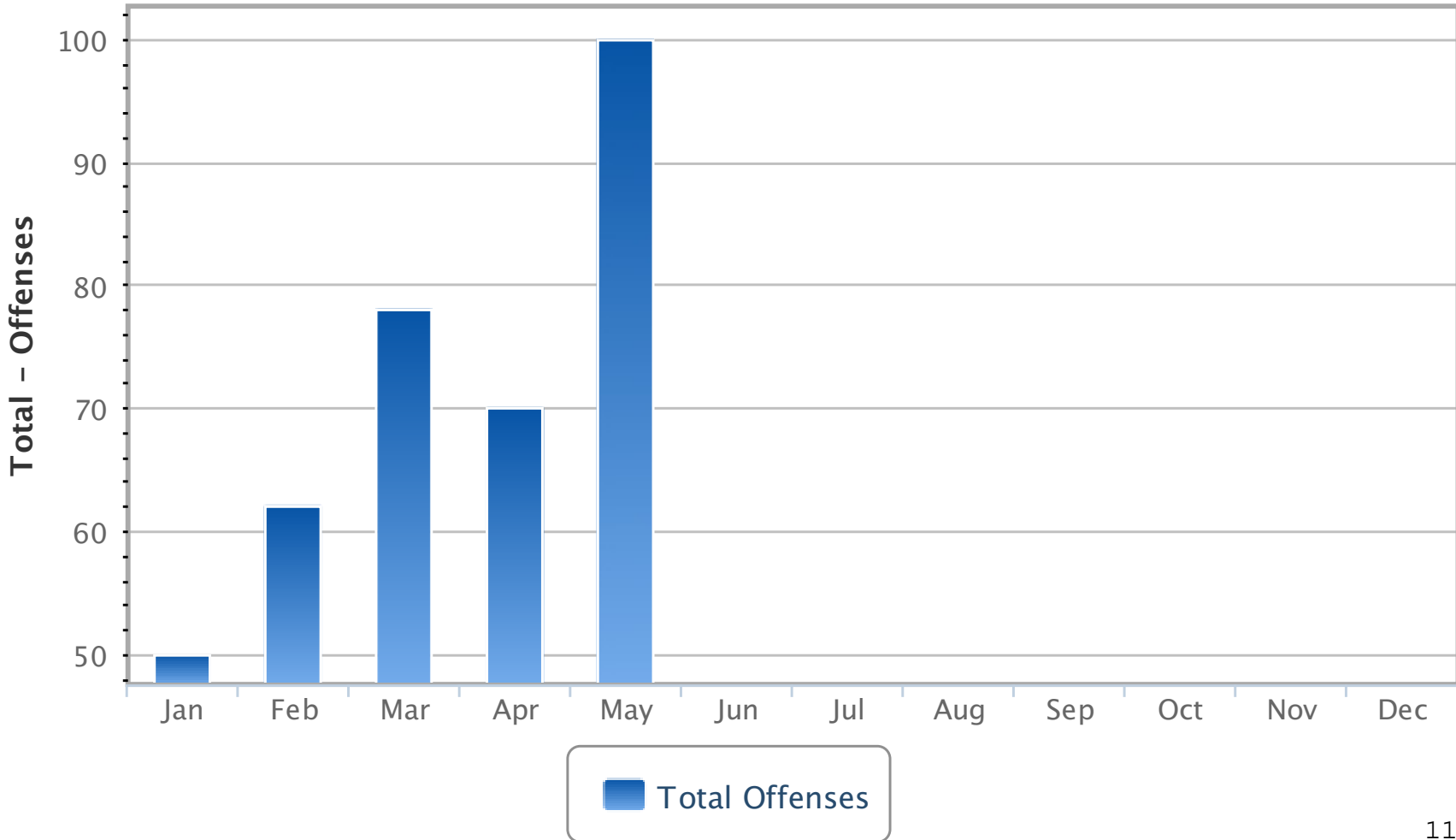
Police service calls 2014



Service Calls

Service Calls	Jan	Feb	March	April	May	June	July	Aug	Sept	Oct	Nov	Dec
2014	2,653	3,049	2,987	2,769								
2013	3,459	3,172	3,015	3,220	3,314	2,907	2,975	2,685	2,591	2,926	2,707	2,449

Total - Offenses 2014



2014 Offenses

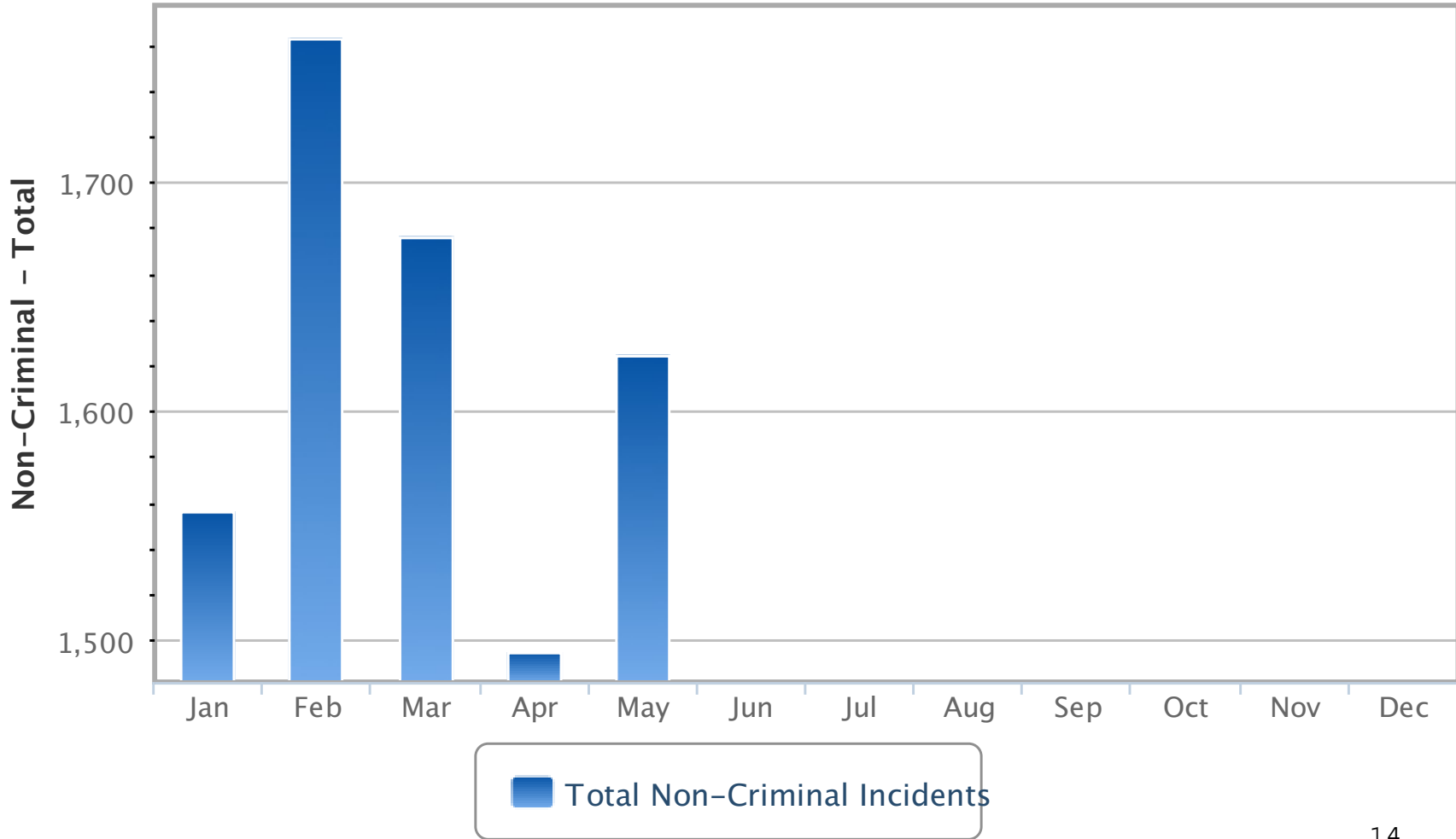
Offense	Jan 2014	Feb 2014	Mar 2014	Apr 2014	May 2014	Jun 2014	Jul 2014	Aug 2014	Sep 2014	Oct 2014	Nov 2014	Dec 2014	YTD 2014
Aggravated Assault	0	3	0	1									4
Simple Assault	6	4	6	8									28
Burglary	3	3	8	3									24
Criminal Mischief	10	5	1	4									32
DUI	5	3	4	0									16
Fraud	4	1	4	3									21
Harassment	6	7	10	12									47
Juvenile Family Crisis	0	3	1	3									8
Motor Vehicle Theft	1	0	0	1									2
Robbery	1	0	0	1									2
Sexual Assault	1	0	3	1									6
Shoplifting	2	6	0	1									17
Soliciting W/Out Permit	0	0	1	1									2
Theft	6	11	11	16									68
Theft by Deception	0	0	4	4									8
Threat/Improper Influence - Offenses	1	0	0	1									3
Warrant Arrest	4	16	25	10									72
Total Offenses	50	62	78	70									360

2013 Offenses

Offense Type	Jan	Feb	March	April	May	June	July	Aug	Sept	Oct	Nov	Dec
Aggravated Assault	0	0	0	0	0	1	0	1	0	1	0	0
Simple Assault	2	6	0	1	3	3	0	4	3	2	4	1
Burglary	6	1	3	3	4	3	5	1	2	10	2	9
Criminal Mischief	5	6	1	5	12	9	18	10	6	10	2	6
DUI	9	5	5	3	5	7	5	5	4	3	4	2
Fraud	6	2	4	0	6	2	4	3	7	7	6	8
Harassment	11	11	8	12	11	14	15	15	19	17	13	12
Juvenile Family Crisis	1	1	4	3	4	4	1	3	0	3	2	3
MV Theft	0	0	0	2	0	1	0	0	0	0	1	2
Robbery	0	2	0	0	1	1	0	2	1	0	1	0
Sexual Assault	1	1	1	2	1	1	0	1	1	0	0	2
Shoplifting	1	2	4	2	1	3	2	3	4	1	3	4
Soliciting W/Out Permit	0	0	0	0	1	1	0	0	0	0	0	0
Theft	35	25	14	22	23	23	19	20	20	19	23	17
Theft by Deception	2	3	8	3	2	1	7	5	7	3	3	1
Threat/Improper Influence	2	0	1	1	1	1	7	5	7	3	3	0
Warrant Arrest	14	15	13	18	21	12	13	14	19	14	10	9
Total Offenses	95	80	66	75	96	87	89	87	94	94	74	76

Non-Criminal - Total

2014



2014 Non-Criminal Incidents

Non-Criminal Incidents	Jan	Feb	March	April	May	June	July	Aug	Sept	Oct	Nov	Dec
Alarms Auto	0	1	1	0								
Alarms Burglary	0	3	2	0								
Alarms Commercial Burglary	53	33	34	29								
Alarms Commercial Fire	36	25	18	18								
Alarms Fire	0	1	1	3								
Alarms Maintenance	1	1	1	1								
Alarms Medical	4	3	5	1								
Alarms Other	6	2	4	6								
Alarms Panic	7	6	4	7								
Alarms Residential Burglary	60	63	57	72								
Alarms Residential Fire	22	29	9	10								
Animal Complaints	46	58	73	79								
Building Check	12	5	4	3								
Business Disputes	3	1	1	0								
Disabled Vehicle	57	105	25	32								
Emotionally Disturbed Person	4	1	6	6								
Escorts Traffic	0	0	0	0								
Fingerprints	5	6	8	10								
Fire (Other) Odor of Smoke	3	7	2	1								
Fire Commercial	6	0	1	0								
Fire Dwelling	1	2	4	0								
Fire False	0	0	0	0								
Fire Vehicle	0	0	1	0								
Firearms Background	7	6	1	6								
Foot Patrol	5	1	24	28								
Found Bicycles	1	0	0	0								
Found Property	5	12	14	14								
Gas Leaks/Explosion	8	2	3	4								
Intoxicated Person	4	1	5	6								
Landlord/Tenant	3	2	0	3								
Littering	0	1	0	0								
Lockout/MV	18	20	19	17								
Lockout/Residence	0	0	3	1								
Lost Property	5	3	8	6								

2014 Non-Criminal Incidents

Non-Criminal Incidents	Jan	Feb	March	April	May	June	July	Aug	Sept	Oct	Nov	Dec
Medical Call	199	203	174	165								
Missing Person	2	0	1	3								
Motor Vehicle Complaint	10	8	8	12								
Motor Vehicle Incident	3	16	6	0								
Motor Vehicle Stop	494	434	673	502								
MVA	0	0	0	0								
MVA Involving Injury	8	7	5	4								
MVA No Injury	79	90	64	60								
MVA No Report	5	8	3	10								
MVA With Bicycle	0	0	1	0								
MVA With Deer	7	3	2	3								
MVA With Pedestrian	5	1	0	1								
Noise Complaint	9	13	9	24								
Notifications	17	11	15	17								
Parking Complaints	42	86	57	64								
Prisoner Transport	0	3	2	4								
School Crossing	167	217	171	114								
School Detail	21	4	6	6								
Service of Subpoena	0	0	0	0								
Suspicious Incidents	32	31	32	28								
Suspicious Package	0	0	0	0								
Suspicious Person	8	13	11	25								
Suspicious Vehicle	18	10	13	14								
Traffic Hazard	18	23	13	14								
Tree Down	2	73	7	4								
Unattended Death	0	0	1	2								
Unwanted Person	6	5	18	5								
Urinating in Public	1	0	4	10								
Vacant House Check	0	4	21	14								
Welfare Check	15	13	15	20								
Wire/Pole Down	6	87	6	7								
Non-Criminal – TOTAL	1,556	1,763	1,676	1,495								

2013 NON-CRIMINAL INCIDENTS

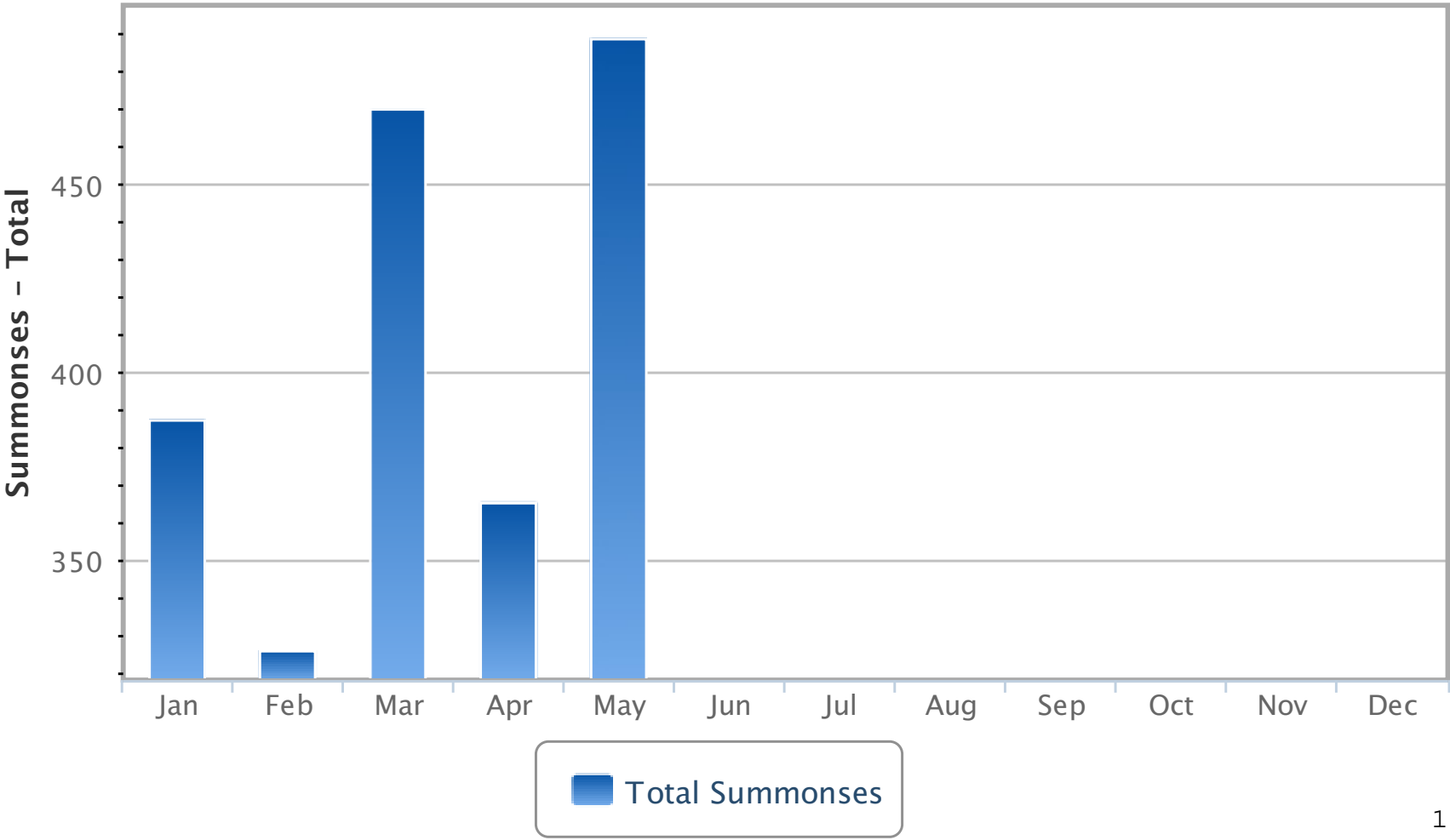
Non-Criminal Incidents	Jan 2013	Feb 2013	March 2013	April 2013	May 2013	June 2013	July 2013	Aug 2013	Sep 2013	Oct 2013	Nov 2013	Dec 2013
Alarms Auto	0	0	3	2	2	0	2	0	0	2	1	0
Alarms Burglary	73	17	10	14	0	5	3	4	5	5	3	0
Alarms Commercial Burglary	30	32	51	27	34	37	34	45	42	31	42	53
Alarms Commercial Fire	9	17	17	11	18	20	31	38	33	26	32	27
Alarms Fire	22	0	0	0	0	0	0	0	0	0	0	0
Alarms Maintenance	5	25	23	28	17	12	21	9	4	6	5	9
Alarms Medical	0	2	2	5	6	2	4	1	1	4	2	0
Alarms Other	13	7	10	7	10	13	7	9	7	3	3	8
Alarms Panic	10	3	10	7	3	4	12	6	3	8	6	9
Alarms Residential Burglary	20	32	59	54	78	66	93	78	39	63	65	55
Alarms Residential Fire	3	13	23	14	25	14	26	22	19	27	22	20
Animal Complaints	28	18	20	25	24	41	24	25	24	24	63	60
Building Check	3	41	50	30	39	20	24	26	26	21	11	15
Business Disputes	0	1	2	1	1	2	1	0	2	1	3	7
Disabled Vehicle	39	28	23	24	38	24	28	35	23	28	21	48
Emotionally Disturbed Person	0	1	1	2	2	6	1	2	7	6	3	1
Escorts – Traffic	0	0	0	0	0	1	0	0	0	0	0	2
Fingerprints	17	14	7	8	13	6	6	4	3	5	3	5
Fire (Other) Odor of Smoke	1	4	5	5	3	0	1	8	2	0	7	2
Fire Commercial	2	2	1	0	0	2	2	0	1	3	0	1
Fire Dwelling	2	2	1	2	1	1	5	2	2	1	2	4
Fire False	0	0	0	0	0	0	0	0	0	1	1	0
Fire Vehicle	1	1	1	1	0	0	0	0	0	2	0	0
Firearms Background	3	0	5	5	10	5	8	1	2	1	4	2
Foot Patrol	19	29	26	21	36	13	11	9	20	15	22	27
Found Bicycles	0	2	0	7	20	1	4	3	3	1	0	1
Found Property	4	8	14	10	20	7	14	13	15	12	15	8
Gas Leaks/Explosion	0	2	2	6	2	3	4	8	3	6	2	13
Intoxicated Person	0	2	3	4	5	5	7	4	4	1	1	3
Landlord/Tenant	0	0	0	3	1	2	2	2	0	1	0	1
Littering	1	0	0	3	1	0	0	1	1	0	1	0
Lockout/MV	10	11	19	20	28	13	18	21	11	17	12	20
Lockout/Residence	2	0	1	0	4	0	3	3	1	3	2	4
Lost Property	3	5	5	3	6	7	3	6	5	5	7	6

2013 Non-Criminal Incidents

Non-Criminal Incidents	Jan 2013	Feb 2013	March 2013	April 2013	May 2013	June 2013	July 2013	Aug 2013	Sep 2013	Oct 2013	Nov 2013	Dec 2013
Medical Call	153	117	160	142	138	116	146	134	125	153	185	174
Missing Person	4	1	4	6	4	5	4	6	5	7	6	1
Motor Vehicle Complaint	6	6	7	3	6	11	3	9	12	12	6	10
Motor Vehicle Incident	0	2	5	4	3	2	3	7	8	3	4	3
Motor Vehicle Stop	952	1,008	795	824	653	587	564	427	488	550	488	288
MVA	6	3	4	1	4	4	0	0	0	1	1	0
MVA Involving Injury	6	9	5	7	5	11	6	6	11	8	12	17
MVA No Injury	62	71	53	71	71	69	70	62	61	71	79	78
MVA No Report	7	8	12	10	10	7	13	17	21	9	10	8
MVA With Bicycle	3	1	0	3	2	2	1	0	2	3	1	1
MVA With Deer	5	2	3	0	2	1	1	0	2	6	8	3
MVA With Pedestrian	4	1	1	0	3	0	0	2	2	1	0	1
Noise Complaint	19	9	7	15	16	47	17	33	24	25	12	21
Notifications	18	11	6	16	8	11	12	17	11	7	4	7
Parking Complaints	33	45	35	56	42	58	51	48	44	55	45	47
Prisoner Transport	0	0	1	3	0	3	7	0	4	5	0	1
School Crossing	92	79	49	82	41	20	0	0	62	151	124	118
School Detail	33	38	19	26	21	26	3	0	63	58	32	9
Service of Subpoena	0	0	0	0	0	3	0	0	0	0	0	1
Suspicious Incidents	29	27	28	33	57	53	44	26	45	31	16	20
Suspicious Package	0	0	0	0	0	2	0	0	0	0	0	0
Suspicious Person	4	28	7	22	9	3	8	5	10	6	8	10
Suspicious Vehicle	26	10	19	27	23	18	13	28	16	26	14	11
Traffic Hazard	14	23	7	14	18	23	13	12	11	13	12	17
Tree Down	14	2	0	3	6	11	14	7	1	1	10	2
Unattended Death	0	1	0	1	1	0	1	0	1	1	1	0
Unwanted Person	4	2	1	1	9	3	8	5	10	6	8	4
Urinating in Public	1	1	3	8	1	0	0	7	2	0	0	1
Vacant House Check	17	14	21	10	2	7	16	20	19	10	8	26
Welfare Check	27	7	13	15	16	18	25	19	18	17	15	17
Wire/Pole Down	8	6	9	5	9	10	19	7	3	8	7	0
Non-Criminal - Total	1,961	1,854	1,667	1,754	1,625	1,485	1,472	1,296	1,393	1,581	1,484	1,307

Summonses - Total

2014



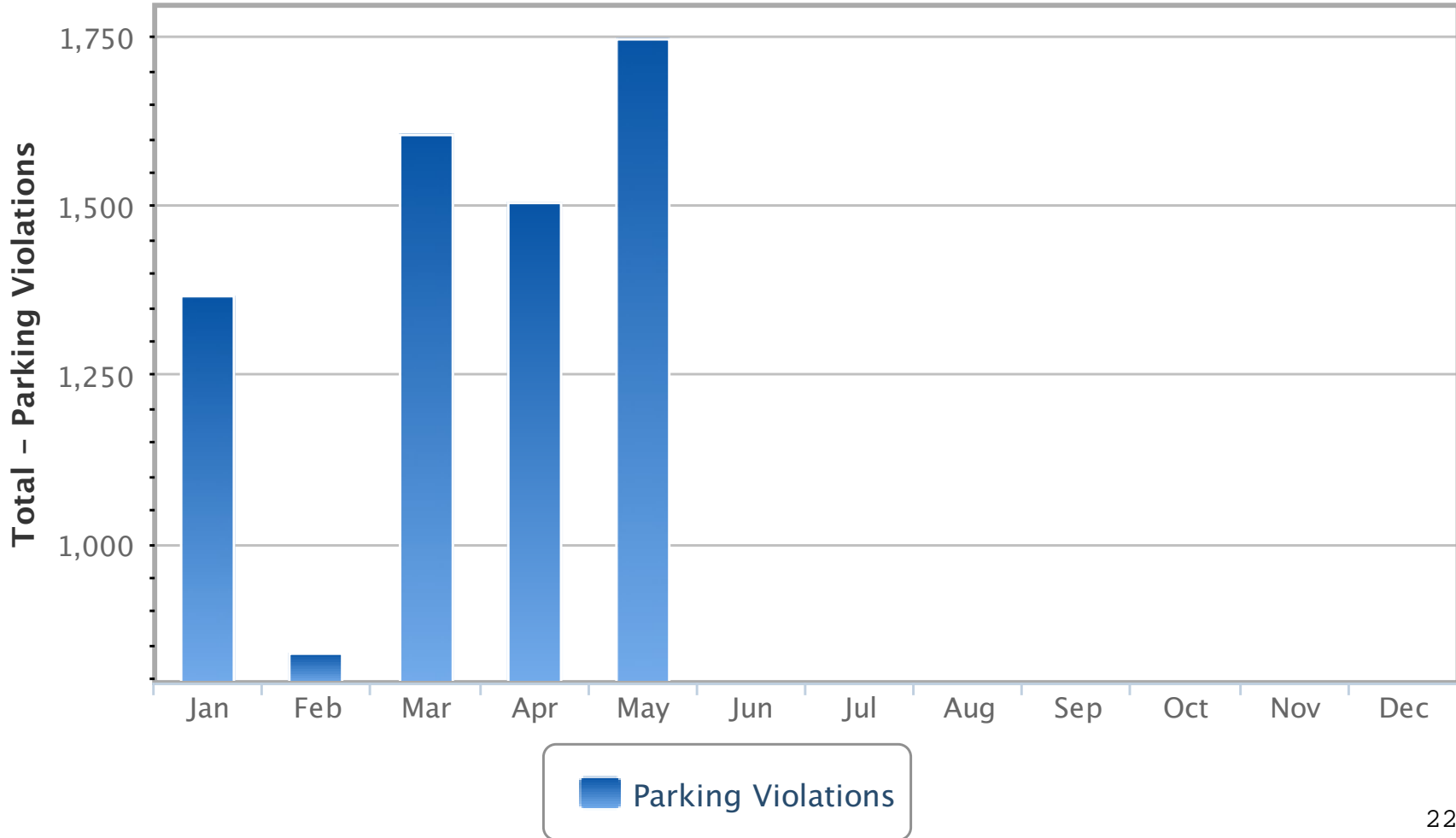
2014 Summonses

Summons Type	Jan	Feb	March	April	May	June	July	Aug	Sept	Oct	Nov	Dec
All Other	98	100	118	103								
Careless Driving	32	42	29	27								
Cell Phone	23	28	36	20								
Driving While Intoxicated	5	3	4	0								
Driving While Suspended	27	10	28	21								
Failure to Exhibit Documents	15	9	12	10								
Failure to Inspect	40	23	58	22								
Failure to Wear Seatbelt	5	4	13	6								
Failure to Yield to Ped in Crosswalk	3	1	4	6								
Maintenance of Lamps	10	10	15	4								
Speeding	44	29	68	65								
Uninsured Motorist	12	7	12	13								
Unlicensed Driver	12	10	12	5								
Unregistered Vehicle	61	50	61	63								
Total	387	326	470	365								

2013 Summonses

Summons Type	Jan	Feb	March	April	May	June	July	Aug	Sept	Oct	Nov	Dec
All Other	168	164	153	145	171	112	152	109	110	110	89	80
Careless Driving	44	45	37	36	41	43	44	35	40	31	49	38
Cell Phone	50	64	46	33	34	37	38	16	34	44	23	7
Driving While Intoxicated	9	5	6	3	7	7	5	5	4	4	4	3
Driving While Suspended	28	28	32	22	26	23	27	13	17	24	14	16
Failure to Exhibit Documents	26	31	21	19	19	16	16	5	7	10	12	6
Failure to Inspect	59	92	81	74	73	47	26	14	14	15	14	12
Failure to Wear Seatbelt	10	13	12	15	70	21	16	11	8	8	7	2
Failure to Yield to Ped in Crosswalk	2	4	9	3	8	4	2	4	3	6	2	2
Maintenance of Lamps	30	24	24	21	10	18	12	12	15	12	3	9
Speeding	131	118	67	80	50	57	65	33	57	53	57	31
Uninsured Motorist	12	25	12	7	15	7	12	9	9	7	7	5
Unlicensed Driver	21	17	13	18	20	10	16	11	6	8	10	4
Unregistered Vehicle	92	117	109	123	69	55	43	61	44	63	51	29
Total	682	747	622	599	613	457	474	338	368	395	342	244

Total - Parking Violations 2014



2014 Parking Violations

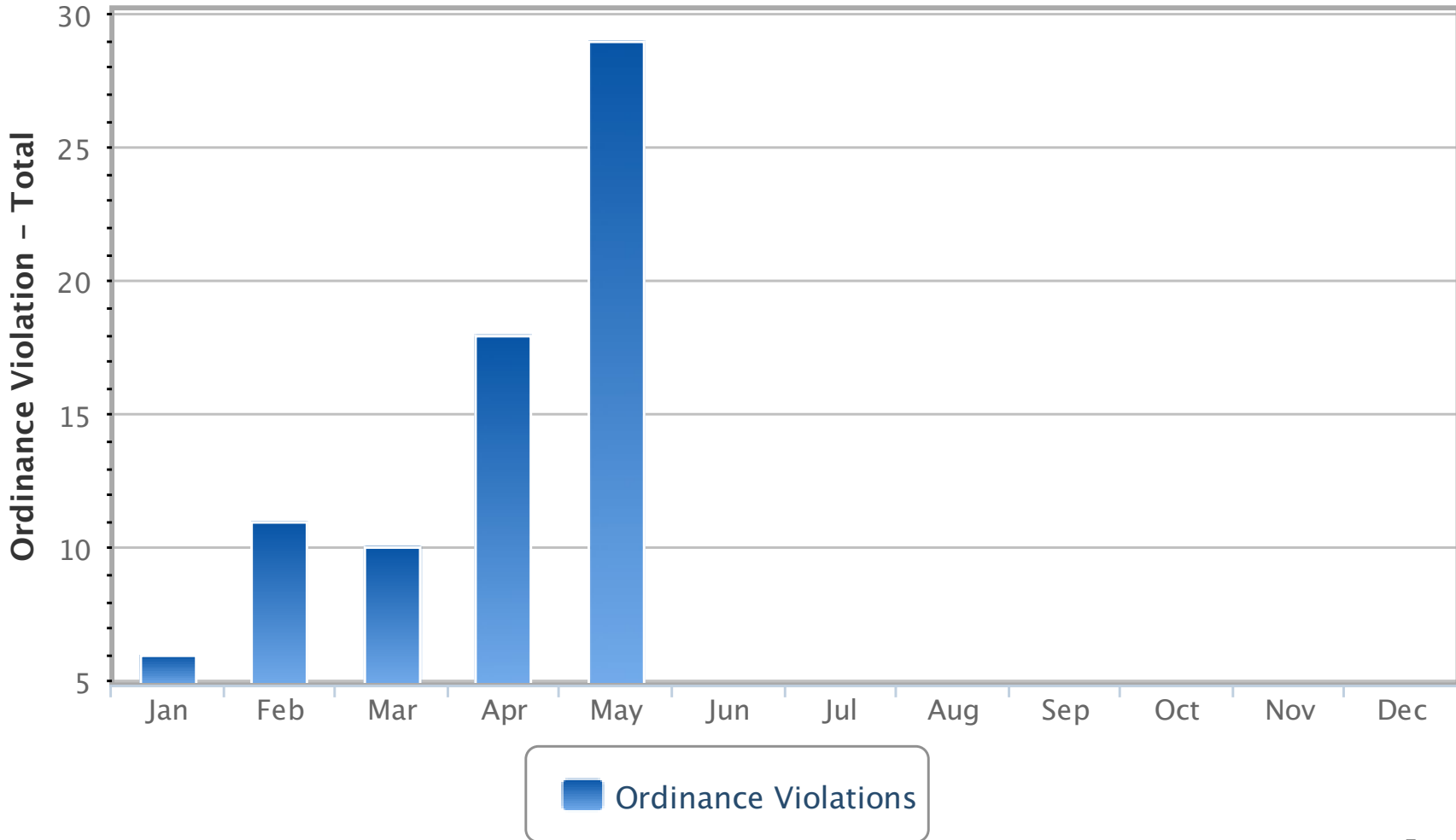
Parking Ordinance	Jan	Feb	March	April	May	June	July	Aug	Sept	Oct	Nov	Dec	YTD 2014
All Others	46	115	112	95									368
Bus Zone	2	0	0	1									3
Loading Zone	0	2	5	22									29
Meter Feeding	1	0	25	8									34
Meters	1,114	543	1,158	1,124									3,939
No Parking Zones/Anytime	12	17	19	26									74
Park Between 2AM & 6AM in Municipal Yard	7	4	8	8									27
Parking Limit 2 hrs Between 8AM & 6PM	18	34	90	60									202
Parking in Handicapped Space	0	1	1	1									3
Parking Between 2AM & 6AM 1hr Limit	145	115	145	126									531
Parking within Designated Parking Stalls	21	8	41	35									105
Total	1,366	839	1,604	1,506									5,315

2013 Parking Violations

Parking Ordinance	Jan	Feb	March	April	May	June	July	Aug	Sept	Oct	Nov	Dec
All Others	105	181	90	136	128	99	111	130	90	88	85	74
Bus zone	0	0	0	0	0	0	1	3	0	1	0	1
Loading Zone	16	14	11	8	11	10	5	5	0	6	7	9
Meter Feeding	41	48	57	126	58	95	53	69	84	55	41	10
Meters	2,122	1,910	1,776	1,921	2,047	1,922	1,961	2,086	1,608	1,126	1,223	1,178
No Parking Zones/Anytime	2	32	31	43	42	46	44	38	30	35	15	15
Park Between 2AM & 6AM in Municipal Yard	30	22	19	6	18	9	10	26	15	14	6	7
Parking Limit 2 hrs Between 8AM & 6PM	150	164	166	129	161	179	101	111	121	44	25	21
Parking in Handicapped Space	0	2	0	0	4	1	0	0	0	1	1	1
Parking Between 2AM & 6AM 1hr Limit	191	166	224	144	212	158	204	190	223	234	181	142
Parking within Designated Parking Stalls	53	60	60	81	93	98	74	108	60	54	66	70
Total	2,710	2,599	2,434	2,594	2,774	2,617	2,564	2,766	2,231	1,658	1,650	1,528

Ordinance Violation - Total

2014



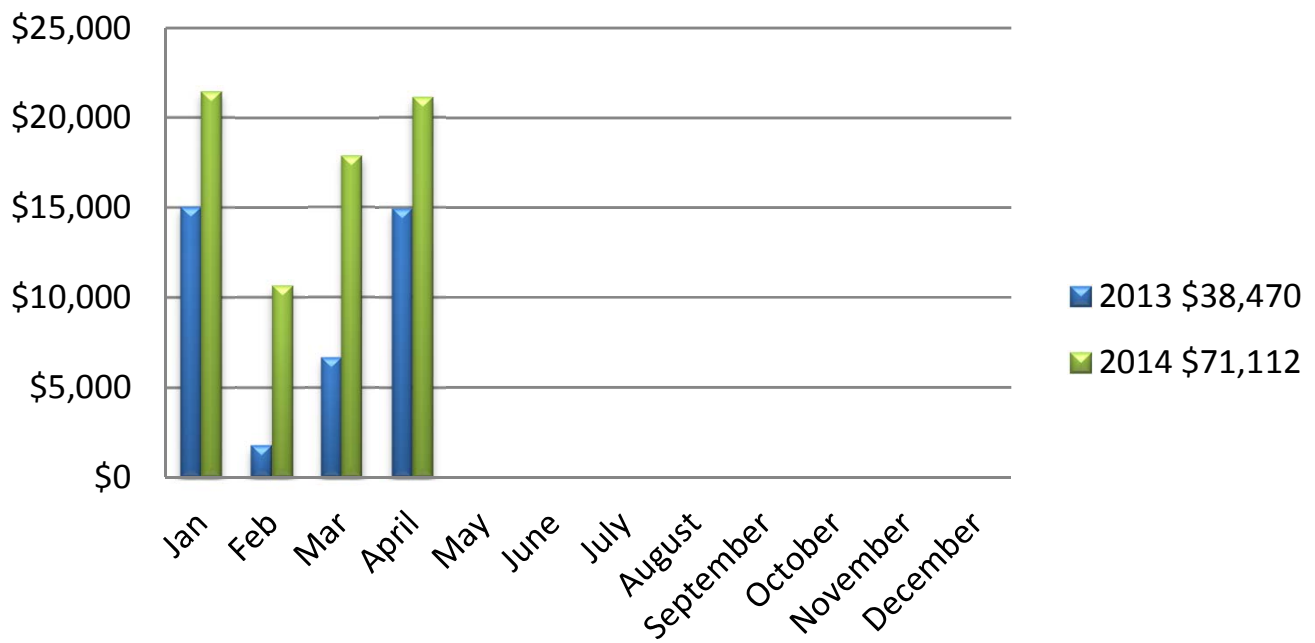
2014 Ordinance Violations

Ordinance	Jan	Feb	March	April	May	June	July	Aug	Sept	Oct	Nov	Dec	YTD 2014
Abandoned Vehicle	0	0	0	0									0
Bicycles/Skateboards Prohibited	0	0	0	1									2
Disorderly Conduct	1	1	2	0									4
Dog Without a Leash	0	0	0	1									1
Failure to Remove Snow	0	8	0	0									8
In Park After Hours	0	0	0	0									1
Inoperable/Store Veh On Private Property	0	0	0	0									0
Littering	1	0	0	0									2
No U-Turn	0	0	0	0									2
Noise Complaint	1	0	0	0									4
Open Container	2	0	1	1									8
Overweight Vehicle	0	1	2	3									9
Soliciting Without A Permit	0	0	0	0									0
Temporary Road Closed – River Road	0	0	0	1									1
Unlicensed Taxi Driver	0	0	0	0									0
Unregistered Vehicle Public/Private Prop	0	0	0	0									0
Urinating in Public	1	1	5	11									32
Total	6	11	10	18									74

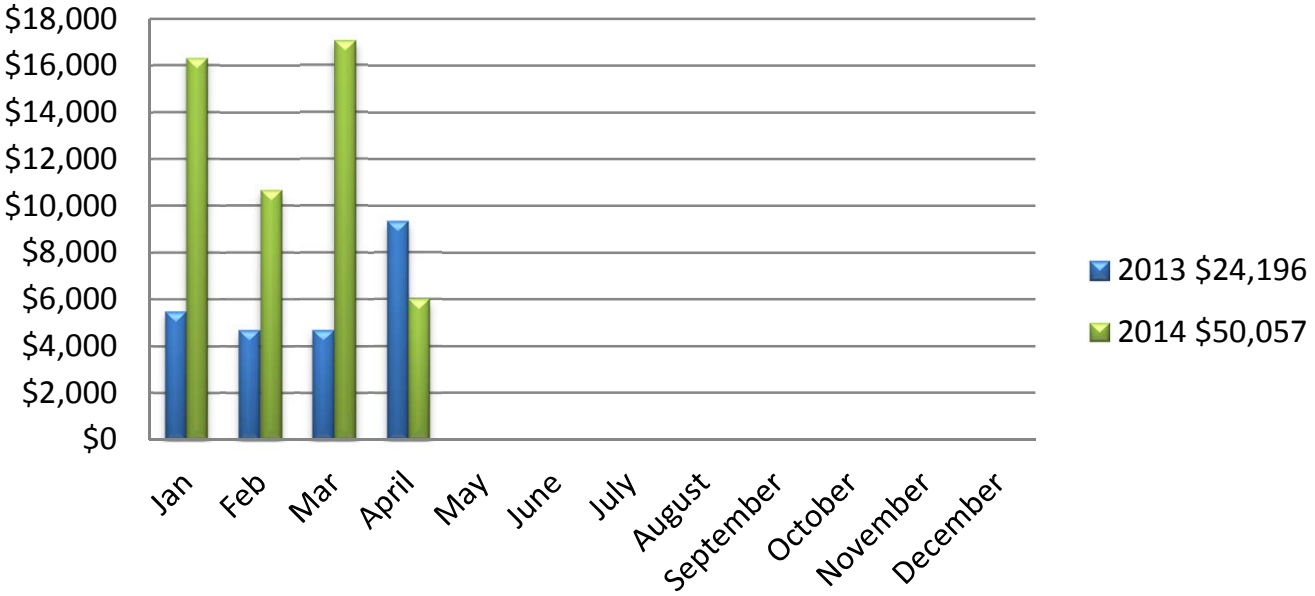
2013 Ordinance Violations

Ordinance	Jan	Feb	March	April	May	June	July	Aug	Sept	Oct	Nov	Dec
Abandoned Vehicle	0	0	0	0	0	0	0	0	0	1	0	0
Bike/Skateboard on Sidewalk	0	0	1	0	0	0	0	0	0	0	1	0
Disorderly Conduct	1	0	0	1	1	1	0	0	0	1	1	0
Inoperable/Store Veh On Private Property	0	1	0	0	0	0	0	0	0	0	1	0
Littering	1	1	1	0	1	0	1	1	0	1	0	0
Noise Complaint	1	0	0	0	4	3	1	3	1	1	1	0
Open Container	2	3	2	2	1	3	3	0	0	0	0	0
Other	0	0	1	0	0	0	0	0	0	0	0	0
Overweight Vehicle	0	5	7	7	4	2	4	0	2	2	2	2
Smoking Prohibited In Plaza	0	0	0	0	0	0	0	0	0	2	0	0
Soliciting Without A Permit	0	0	0	0	0	0	0	1	0	0	0	0
Unlicensed Taxi Driver	0	0	0	2	0	4	0	0	0	0	0	0
Unregistered Vehicle Public/Private Prop	0	0	0	0	0	0	3	0	0	0	0	0
Urinating in Public	1	1	2	10	3	1	1	17	1	4	3	4
Total	6	11	14	22	14	14	13	22	4	12	9	6

Patrol Overtime



Dispatch Overtime



Detective Overtime

