


PRINCETON POLICE
DEPARTMENT
CHIEF'S MONTHLY REPORT



MAY
2014

TABLE OF CONTENTS

| | |
|----------------------|----|
| JUVENILE REPORT | 1 |
| SNB REPORT | 2 |
| ARRESTS | 3 |
| UCR TOTAL | 5 |
| POLICE SERVICE CALLS | 8 |
| OFFENSES | 10 |
| NON-CRIMINAL | 13 |
| SUMMONSES | 18 |
| PARKING VIOLATIONS | 21 |
| ORDINANCE VIOLATIONS | 24 |
| OVERTIME | 27 |
| OFFICER AVAILABILITY | 30 |



Princeton Police Department
1 Valley Road, Princeton, NJ 08540 Detective Annette
Henderson

Phone: (609)921-2100 x1818
Fax: (609)688-2047

Juvenile Report-May 2014

Juveniles Petitioned in Family Court

A sixteen year old male was charged with Unlawful Possession of a Firearm and Theft after he stole a handgun from a relative's house and attempted to sell it to a Crip gang member. He was then robbed of the handgun and it was later recovered by police.

A seventeen year old male stole a bottle of vodka from Varsity Liquors. He returned to the store three days later and attempted to steal another bottle. The juvenile was subsequently identified and petitioned for Shoplifting and Underage Possession of Alcohol.

Juveniles Afforded a Station House Adjustment

A seventeen year old male purchased a large amount of alcohol from a liquor store for a prom party using a fraudulent identification. He was observed leaving the store by police and was subsequently given a Station House Adjustment for Underage Possession of Alcohol and Tampering with Public Records.

Family Crisis or Mental Health Incidents

A seventeen year old female with a history of psychiatric issues and suicide attempts went missing from her father's vehicle in the Princeton Shopping Center. A K-9 unit was deployed but was unable to track her. Investigation revealed the child left of her own volition and was located in New York after overdosing on medication. She was subsequently admitted to Bellevue Hospital for treatment.

Police assistance was requested to restrain a fourteen year old male with Autism when he became combative at a pediatrician's office, causing injury to his mother. The child was subsequently transported to the hospital for evaluation.

SAFE NEIGHBORHOOD BUREAU ACTIVITY REPORT

MAY 2014

May 1st-SNB attended a crash re-enactment meeting in preparation for the re-enactment on May 22nd.

May 4th- SNB attended the Not in Our Town awards ceremony.

May 7th- SNB attended the GAIA Palooza event at Princeton High School.

May 9th-SNB did an internet scam presentation at the Suzanne Paterson Senior Center.

May 17th-SNB in conjunction with the Human Services Commission held the annual Wheels Rodeo.

May 19th-SNB met with Fabiola Herrera, to discuss the start of her internship with the Police Department.

May 19th-SNB met with Dianna Stockton to discuss various bicycle safety concerns in the community.

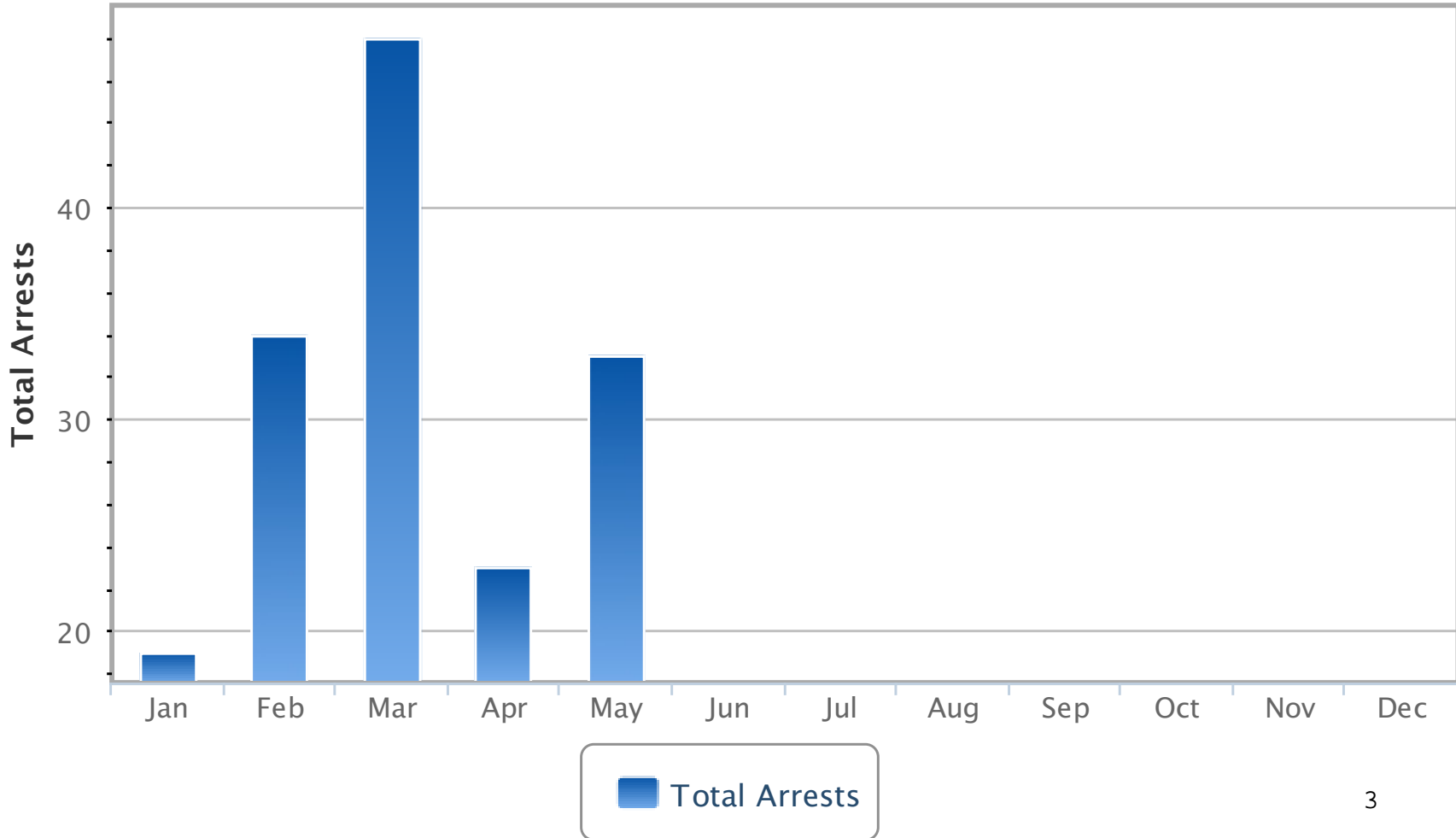
May 22nd-SNB was involved in a group discussion with students at PHS in lieu of the crash re-enactment, which was cancelled due to inclement weather.

May 23rd-SNB conducted a safety/general police presentation at the Cherry Hill Nursery School.

May 29th-SNB attended the Corner House Student Awards Night.

During the month of May SNB generated (3) cases for foot Patrol .

Total Arrests 2014



2014 Total Arrests

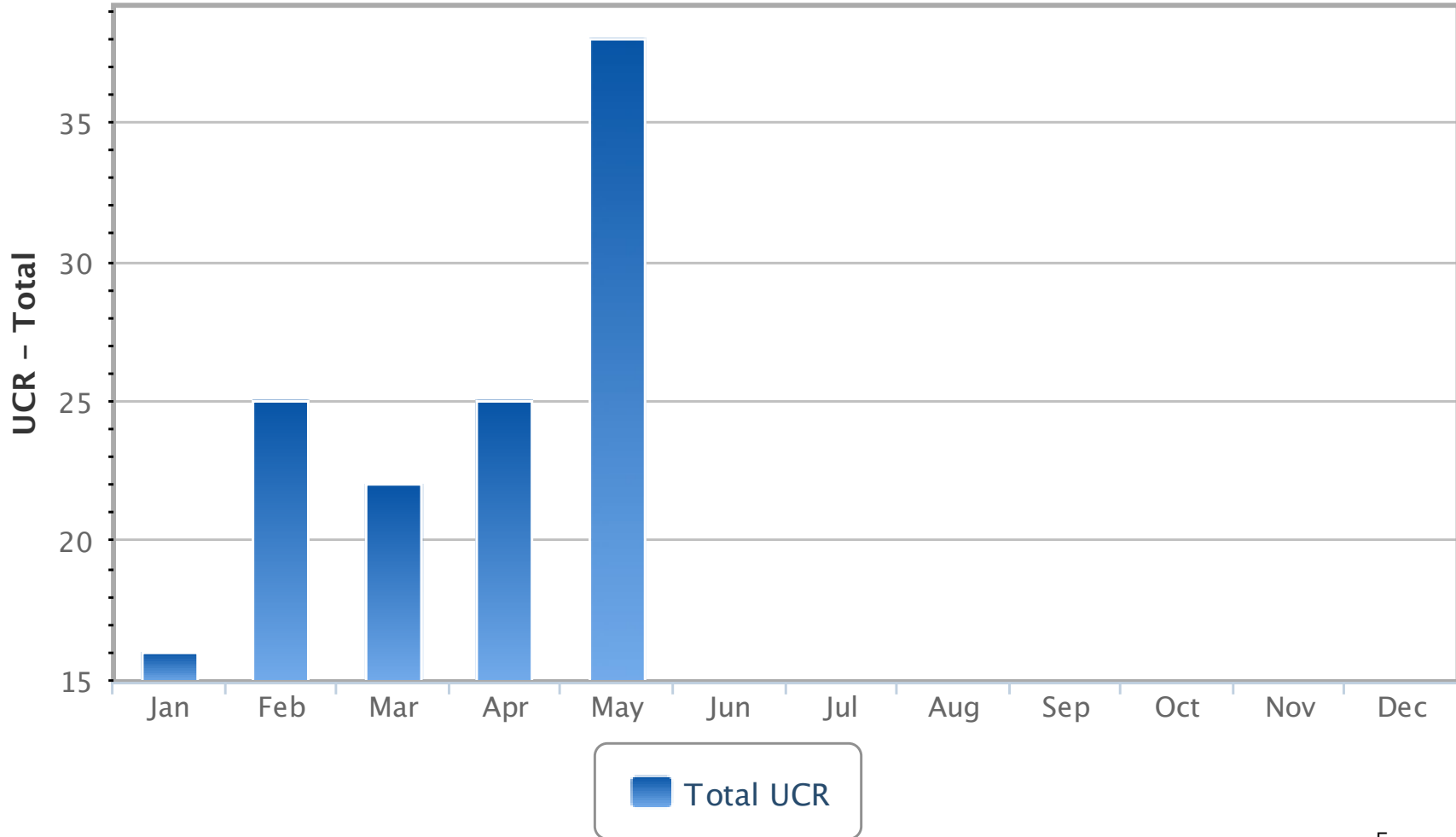
| | Jan | Feb | March | April | May | June | July | Aug | Sept | Oct | Nov | Dec | YTD 2014 |
|---------|-----|-----|-------|-------|-----|------|------|-----|------|-----|-----|-----|----------|
| Arrests | 19 | 34 | 48 | 23 | 33 | | | | | | | | 157 |

2013 Total Arrests

| | Jan | Feb | March | April | May | June | July | Aug | Sept | Oct | Nov | Dec | Total |
|---------|-----|-----|-------|-------|-----|------|------|-----|------|-----|-----|-----|-------|
| Arrests | 45 | 38 | 32 | 38 | 59 | 37 | 38 | 32 | 39 | 37 | 24 | 25 | 444 |

UCR - Total

2014



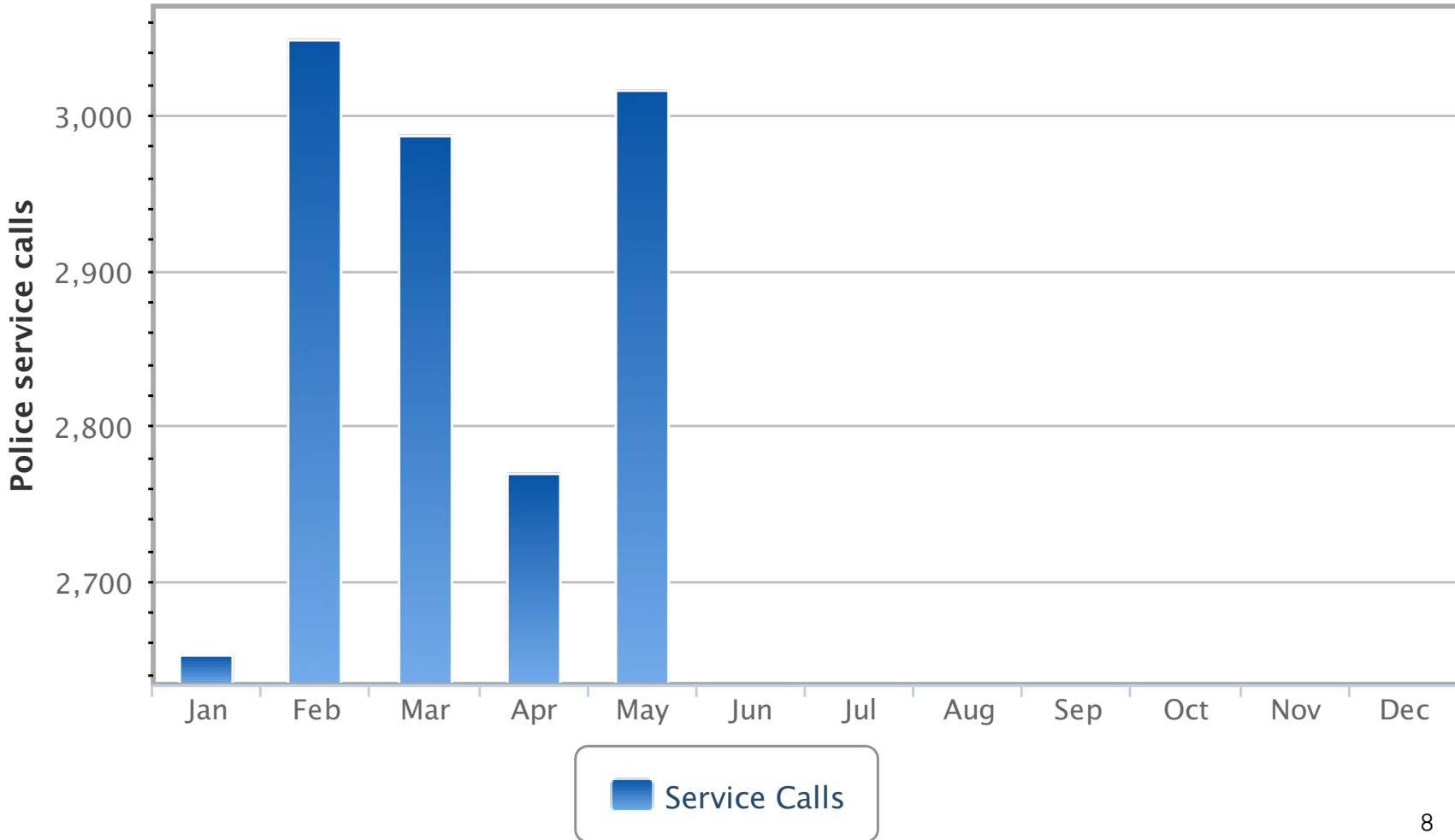
2014 UCR

| UCR Type | Jan | Feb | March | April | May | June | July | Aug | Sept | Oct | Nov | Dec |
|----------|-----|-----|-------|-------|-----|------|------|-----|------|-----|-----|-----|
| Arson | 0 | 0 | 0 | 0 | 0 | | | | | | | |
| Assault | 7 | 7 | 3 | 5 | 4 | | | | | | | |
| Burglary | 2 | 3 | 8 | 5 | 7 | | | | | | | |
| Homicide | 0 | 0 | 0 | 0 | 0 | | | | | | | |
| Larceny | 5 | 15 | 11 | 14 | 27 | | | | | | | |
| MV Theft | 0 | 0 | 0 | 1 | 0 | | | | | | | |
| Rape | 1 | 0 | 0 | 0 | 0 | | | | | | | |
| Robbery | 1 | 0 | 0 | 1 | 0 | | | | | | | |
| Total | 16 | 25 | 22 | 26 | 38 | | | | | | | |

2013 UCR

| UCR Type | Jan | Feb | March | April | May | June | July | Aug | Sept | Oct | Nov | Dec |
|---------------------|-----|-----|-------|-------|-----|------|------|-----|------|-----|-----|-----|
| Arson | 0 | 0 | 0 | 0 | 0 | 0 | 0 | 0 | 0 | 0 | 0 | 0 |
| Assault | 0 | 5 | 1 | 2 | 5 | 4 | 0 | 5 | 3 | 3 | 3 | 2 |
| Burglary | 4 | 2 | 5 | 3 | 7 | 7 | 7 | 0 | 2 | 3 | 2 | 3 |
| Homicide | 0 | 0 | 0 | 0 | 0 | 0 | 0 | 0 | 0 | 0 | 0 | 0 |
| Larceny | 26 | 18 | 16 | 18 | 18 | 23 | 19 | 24 | 21 | 26 | 23 | 27 |
| Motor Vehicle Theft | 0 | 0 | 0 | 0 | 0 | 0 | 0 | 0 | 0 | 0 | 0 | 1 |
| Rape | 0 | 0 | 0 | 2 | 1 | 0 | 1 | 0 | 0 | 0 | 0 | 0 |
| Robbery | 0 | 1 | 0 | 0 | 2 | 1 | 1 | 2 | 1 | 0 | 1 | 0 |
| Total | 30 | 26 | 22 | 25 | 33 | 35 | 28 | 31 | 27 | 32 | 29 | 33 |

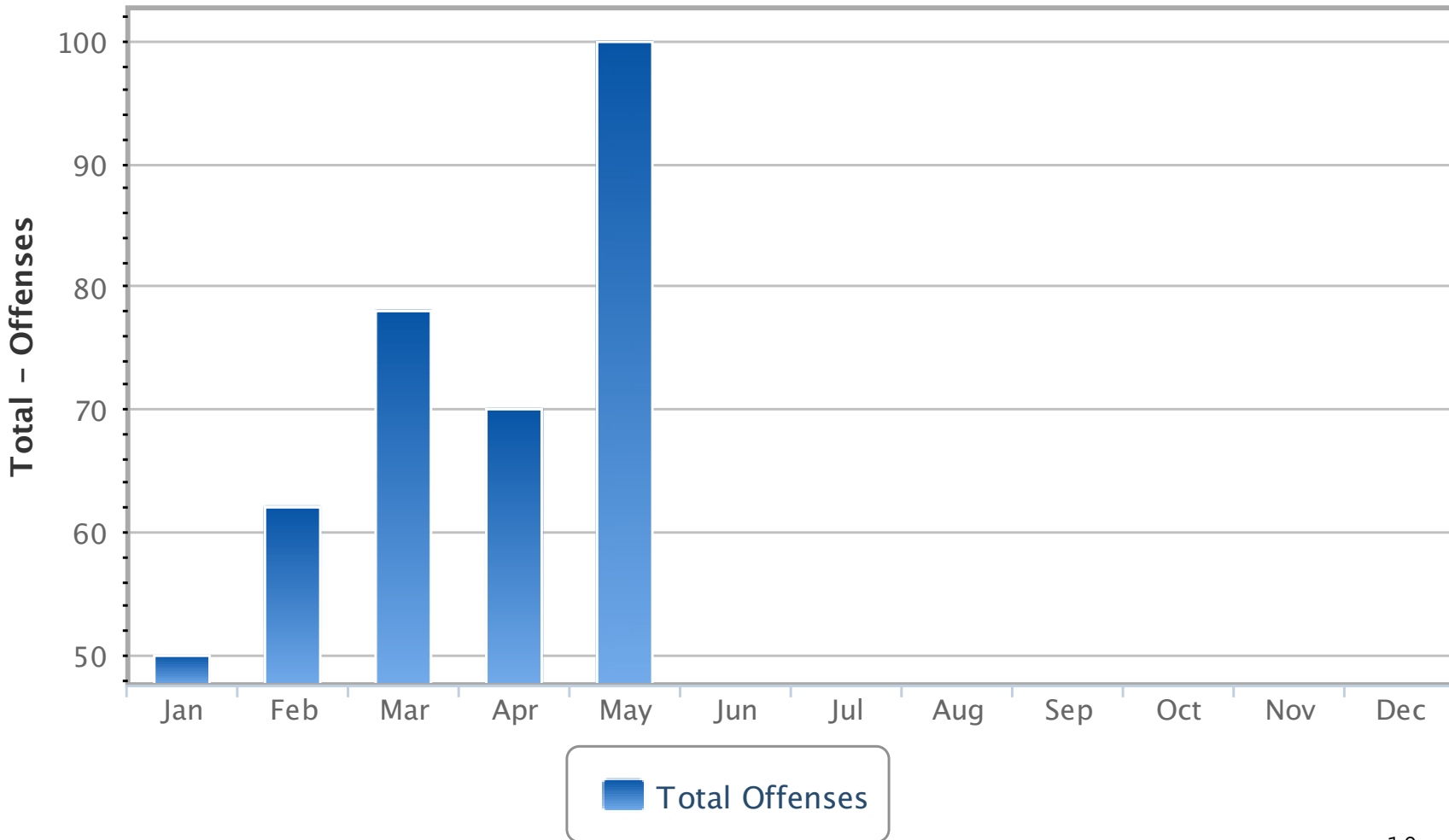
Police service calls 2014



Service Calls

| Service Calls | Jan | Feb | March | April | May | June | July | Aug | Sept | Oct | Nov | Dec |
|---------------|-------|-------|-------|-------|-------|-------|-------|-------|-------|-------|-------|-------|
| 2014 | 2,653 | 3,049 | 2,987 | 2,769 | 3,017 | | | | | | | |
| | | | | | | | | | | | | |
| 2013 | 3,459 | 3,172 | 3,015 | 3,220 | 3,314 | 2,907 | 2,975 | 2,685 | 2,591 | 2,926 | 2,707 | 2,449 |
| | | | | | | | | | | | | |

Total - Offenses 2014



2014 Offenses

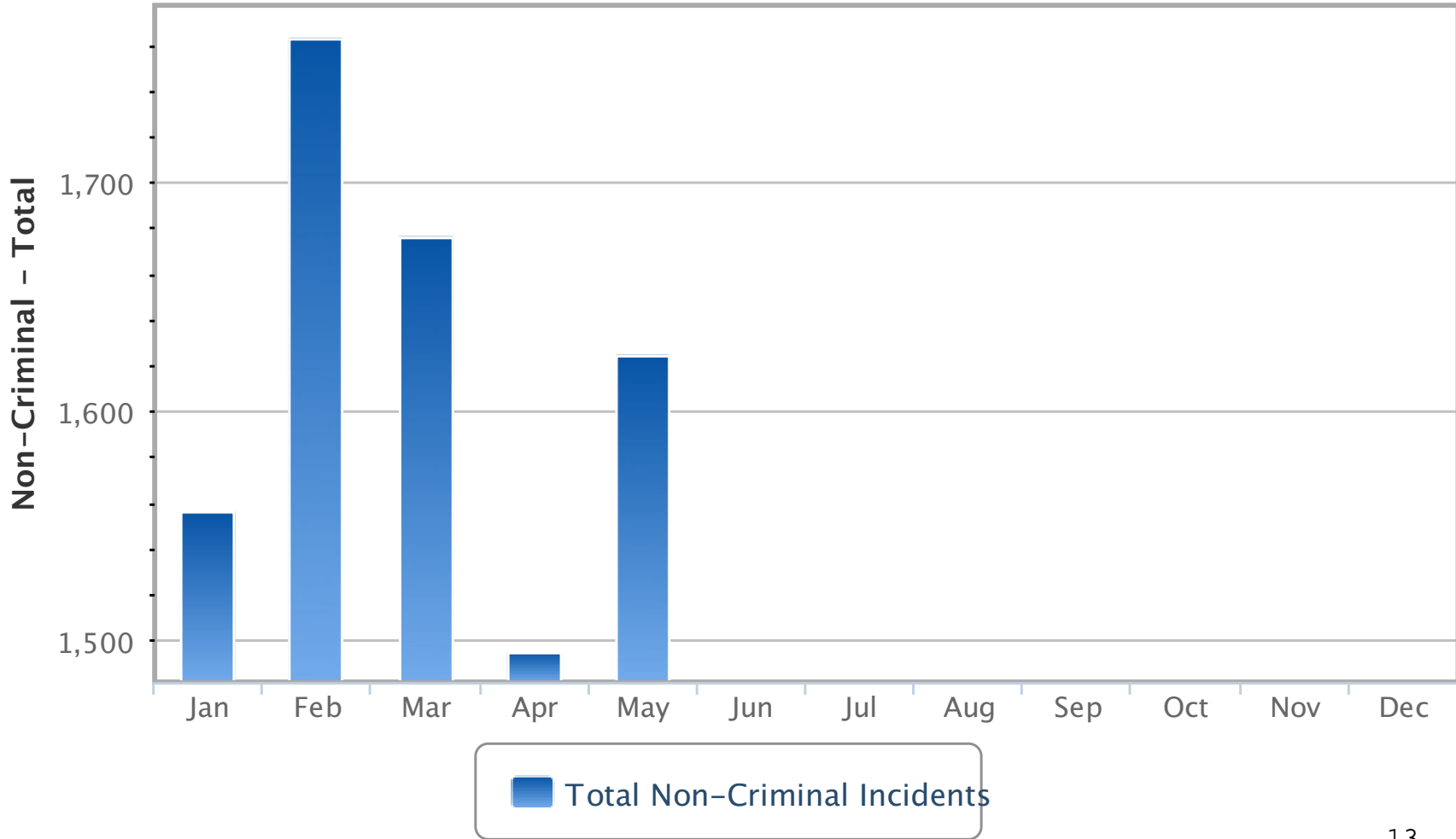
| Offense | Jan 2014 | Feb 2014 | Mar 2014 | Apr 2014 | May 2014 | Jun 2014 | Jul 2014 | Aug 2014 | Sep 2014 | Oct 2014 | Nov 2014 | Dec 2014 | YTD 2014 |
|--------------------------------------|----------|----------|----------|----------|----------|----------|----------|----------|----------|----------|----------|----------|----------|
| Aggravated Assault | 0 | 3 | 0 | 1 | 0 | | | | | | | | 4 |
| Simple Assault | 6 | 4 | 6 | 8 | 4 | | | | | | | | 28 |
| Burglary | 3 | 3 | 8 | 3 | 7 | | | | | | | | 24 |
| Criminal Mischief | 10 | 5 | 1 | 4 | 12 | | | | | | | | 32 |
| DUI | 5 | 3 | 4 | 0 | 4 | | | | | | | | 16 |
| Fraud | 4 | 1 | 4 | 3 | 9 | | | | | | | | 21 |
| Harassment | 6 | 7 | 10 | 12 | 12 | | | | | | | | 47 |
| Juvenile Family Crisis | 0 | 3 | 1 | 3 | 1 | | | | | | | | 8 |
| Motor Vehicle Theft | 1 | 0 | 0 | 1 | 0 | | | | | | | | 2 |
| Robbery | 1 | 0 | 0 | 1 | 0 | | | | | | | | 2 |
| Sexual Assault | 1 | 0 | 3 | 1 | 1 | | | | | | | | 6 |
| Shoplifting | 2 | 6 | 0 | 1 | 8 | | | | | | | | 17 |
| Soliciting W/Out Permit | 0 | 0 | 1 | 1 | 0 | | | | | | | | 2 |
| Theft | 6 | 11 | 11 | 16 | 24 | | | | | | | | 68 |
| Theft by Deception | 0 | 0 | 4 | 4 | 0 | | | | | | | | 8 |
| Threat/Improper Influence - Offenses | 1 | 0 | 0 | 1 | 1 | | | | | | | | 3 |
| Warrant Arrest | 4 | 16 | 25 | 10 | 17 | | | | | | | | 72 |
| Total Offenses | 50 | 62 | 78 | 70 | 100 | | | | | | | | 360 |

2013 Offenses

| Offense Type | Jan | Feb | March | April | May | June | July | Aug | Sept | Oct | Nov | Dec |
|---------------------------|-----|-----|-------|-------|-----|------|------|-----|------|-----|-----|-----|
| Aggravated Assault | 0 | 0 | 0 | 0 | 0 | 1 | 0 | 1 | 0 | 1 | 0 | 0 |
| Simple Assault | 2 | 6 | 0 | 1 | 3 | 3 | 0 | 4 | 3 | 2 | 4 | 1 |
| Burglary | 6 | 1 | 3 | 3 | 4 | 3 | 5 | 1 | 2 | 10 | 2 | 9 |
| Criminal Mischief | 5 | 6 | 1 | 5 | 12 | 9 | 18 | 10 | 6 | 10 | 2 | 6 |
| DUI | 9 | 5 | 5 | 3 | 5 | 7 | 5 | 5 | 4 | 3 | 4 | 2 |
| Fraud | 6 | 2 | 4 | 0 | 6 | 2 | 4 | 3 | 7 | 7 | 6 | 8 |
| Harassment | 11 | 11 | 8 | 12 | 11 | 14 | 15 | 15 | 19 | 17 | 13 | 12 |
| Juvenile Family Crisis | 1 | 1 | 4 | 3 | 4 | 4 | 1 | 3 | 0 | 3 | 2 | 3 |
| MV Theft | 0 | 0 | 0 | 2 | 0 | 1 | 0 | 0 | 0 | 0 | 1 | 2 |
| Robbery | 0 | 2 | 0 | 0 | 1 | 1 | 0 | 2 | 1 | 0 | 1 | 0 |
| Sexual Assault | 1 | 1 | 1 | 2 | 1 | 1 | 0 | 1 | 1 | 0 | 0 | 2 |
| Shoplifting | 1 | 2 | 4 | 2 | 1 | 3 | 2 | 3 | 4 | 1 | 3 | 4 |
| Soliciting W/Out Permit | 0 | 0 | 0 | 0 | 1 | 1 | 0 | 0 | 0 | 0 | 0 | 0 |
| Theft | 35 | 25 | 14 | 22 | 23 | 23 | 19 | 20 | 20 | 19 | 23 | 17 |
| Theft by Deception | 2 | 3 | 8 | 3 | 2 | 1 | 7 | 5 | 7 | 3 | 3 | 1 |
| Threat/Improper Influence | 2 | 0 | 1 | 1 | 1 | 1 | 7 | 5 | 7 | 3 | 3 | 0 |
| Warrant Arrest | 14 | 15 | 13 | 18 | 21 | 12 | 13 | 14 | 19 | 14 | 10 | 9 |
| Total Offenses | 95 | 80 | 66 | 75 | 96 | 87 | 89 | 87 | 94 | 94 | 74 | 76 |

Non-Criminal - Total

2014



2014 NON-CRIMINAL INCIDENTS

| Non-Criminal Incidents | Jan | Feb | March | April | May | June | July | Aug | Sept | Oct | Nov | Dec |
|------------------------------|-----|-----|-------|-------|-----|------|------|-----|------|-----|-----|-----|
| Alarms Auto | 0 | 1 | 1 | 0 | 3 | | | | | | | |
| Alarms Burglary | 0 | 3 | 2 | 0 | 0 | | | | | | | |
| Alarms Commercial Burglary | 53 | 33 | 34 | 29 | 27 | | | | | | | |
| Alarms Commercial Fire | 36 | 25 | 18 | 18 | 22 | | | | | | | |
| Alarms Fire | 0 | 1 | 1 | 3 | 1 | | | | | | | |
| Alarms Maintenance | 1 | 1 | 1 | 1 | 0 | | | | | | | |
| Alarms Medical | 4 | 3 | 5 | 1 | 2 | | | | | | | |
| Alarms Other | 6 | 2 | 4 | 6 | 7 | | | | | | | |
| Alarms Panic | 7 | 6 | 4 | 7 | 8 | | | | | | | |
| Alarms Residential Burglary | 60 | 63 | 57 | 72 | 70 | | | | | | | |
| Alarms Residential Fire | 22 | 29 | 9 | 10 | 14 | | | | | | | |
| Animal Complaints | 46 | 58 | 73 | 79 | 71 | | | | | | | |
| Building Check | 12 | 5 | 4 | 3 | 1 | | | | | | | |
| Business Disputes | 3 | 1 | 1 | 0 | 1 | | | | | | | |
| Disabled Vehicle | 57 | 105 | 25 | 32 | 33 | | | | | | | |
| Emotionally Disturbed Person | 4 | 1 | 6 | 6 | 12 | | | | | | | |
| Escorts Traffic | 0 | 0 | 0 | 0 | 1 | | | | | | | |
| Fingerprints | 5 | 6 | 8 | 10 | 12 | | | | | | | |
| Fire (Other) Odor of Smoke | 3 | 7 | 2 | 1 | 1 | | | | | | | |
| Fire Commercial | 6 | 0 | 1 | 0 | 0 | | | | | | | |
| Fire Dwelling | 1 | 2 | 4 | 0 | 0 | | | | | | | |
| Fire False | 0 | 0 | 0 | 0 | 0 | | | | | | | |
| Fire Vehicle | 0 | 0 | 1 | 0 | 1 | | | | | | | |
| Firearms Background | 7 | 6 | 1 | 6 | 0 | | | | | | | |
| Foot Patrol | 5 | 1 | 24 | 28 | 15 | | | | | | | |
| Found Bicycles | 1 | 0 | 0 | 0 | 1 | | | | | | | |
| Found Property | 5 | 12 | 14 | 14 | 25 | | | | | | | |
| Gas Leaks/Explosion | 8 | 2 | 3 | 4 | 2 | | | | | | | |
| Intoxicated Person | 4 | 1 | 5 | 6 | 4 | | | | | | | |
| Landlord/Tenant | 3 | 2 | 0 | 3 | 2 | | | | | | | |
| Littering | 0 | 1 | 0 | 0 | 1 | | | | | | | |
| Lockout/MV | 18 | 20 | 19 | 17 | 15 | | | | | | | |
| Lockout/Residence | 0 | 0 | 3 | 1 | 2 | | | | | | | |
| Lost Property | 5 | 3 | 8 | 6 | 7 | | | | | | | |

2014 NON-CRIMINAL INCIDENTS

| Non-Criminal Incidents | Jan | Feb | March | April | May | June | July | Aug | Sept | Oct | Nov | Dec |
|-------------------------|-------|-------|-------|-------|-------|------|------|-----|------|-----|-----|-----|
| Medical Call | 199 | 203 | 174 | 165 | 214 | | | | | | | |
| Missing Person | 2 | 0 | 1 | 3 | 11 | | | | | | | |
| Motor Vehicle Complaint | 10 | 8 | 8 | 12 | 9 | | | | | | | |
| Motor Vehicle Incident | 3 | 16 | 6 | 0 | 9 | | | | | | | |
| Motor Vehicle Stop | 494 | 434 | 673 | 502 | 578 | | | | | | | |
| MVA | 0 | 0 | 0 | 0 | 0 | | | | | | | |
| MVA Involving Injury | 8 | 7 | 5 | 4 | 7 | | | | | | | |
| MVA No Injury | 79 | 90 | 64 | 60 | 66 | | | | | | | |
| MVA No Report | 5 | 8 | 3 | 10 | 2 | | | | | | | |
| MVA With Bicycle | 0 | 0 | 1 | 0 | 1 | | | | | | | |
| MVA With Deer | 7 | 3 | 2 | 3 | 1 | | | | | | | |
| MVA With Pedestrian | 5 | 1 | 0 | 1 | 4 | | | | | | | |
| Noise Complaint | 9 | 13 | 9 | 24 | 31 | | | | | | | |
| Notifications | 17 | 11 | 15 | 17 | 15 | | | | | | | |
| Parking Complaints | 42 | 86 | 57 | 64 | 79 | | | | | | | |
| Prisoner Transport | 0 | 3 | 2 | 4 | 1 | | | | | | | |
| School Crossing | 167 | 217 | 171 | 114 | 88 | | | | | | | |
| School Detail | 21 | 4 | 6 | 6 | 7 | | | | | | | |
| Service of Subpoena | 0 | 0 | 0 | 0 | 0 | | | | | | | |
| Suspicious Incidents | 32 | 31 | 32 | 28 | 46 | | | | | | | |
| Suspicious Package | 0 | 0 | 0 | 0 | 0 | | | | | | | |
| Suspicious Person | 8 | 13 | 11 | 25 | 19 | | | | | | | |
| Suspicious Vehicle | 18 | 10 | 13 | 14 | 16 | | | | | | | |
| Traffic Hazard | 18 | 23 | 13 | 14 | 18 | | | | | | | |
| Tree Down | 2 | 73 | 7 | 4 | 1 | | | | | | | |
| Unattended Death | 0 | 0 | 1 | 2 | 0 | | | | | | | |
| Unwanted Person | 6 | 5 | 18 | 5 | 7 | | | | | | | |
| Urinating in Public | 1 | 0 | 4 | 10 | 9 | | | | | | | |
| Vacant House Check | 0 | 4 | 21 | 14 | 5 | | | | | | | |
| Welfare Check | 15 | 13 | 15 | 20 | 14 | | | | | | | |
| Wire/Pole Down | 6 | 87 | 6 | 7 | 5 | | | | | | | |
| Non-Criminal – TOTAL | 1,556 | 1,763 | 1,676 | 1,495 | 1,624 | | | | | | | |

2013 NON-CRIMINAL INCIDENTS

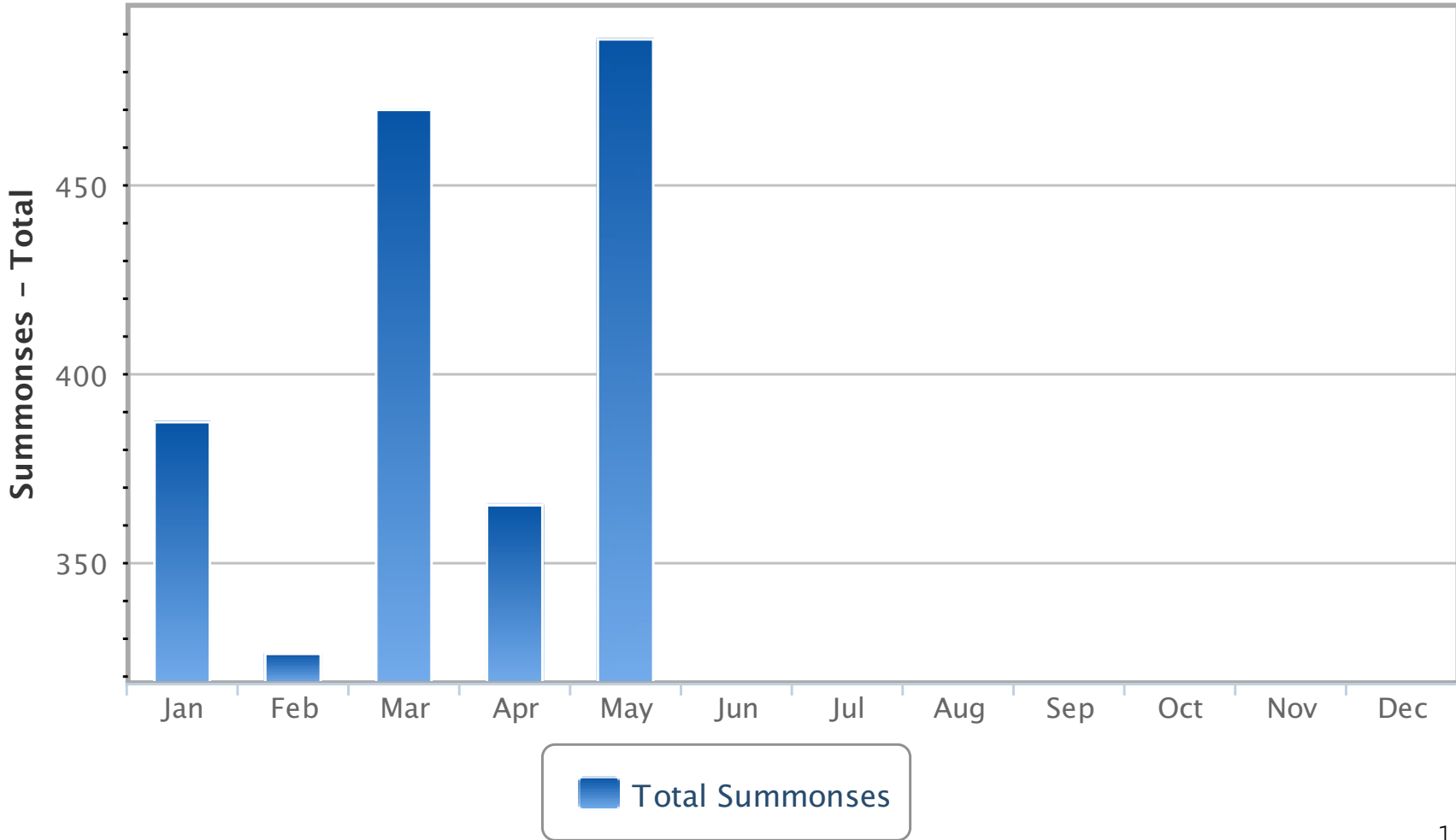
| Non-Criminal Incidents | Jan 2013 | Feb 2013 | March 2013 | April 2013 | May 2013 | June 2013 | July 2013 | Aug 2013 | Sep 2013 | Oct 2013 | Nov 2013 | Dec 2013 |
|------------------------------|----------|----------|------------|------------|----------|-----------|-----------|----------|----------|----------|----------|----------|
| Alarms Auto | 0 | 0 | 3 | 2 | 2 | 0 | 2 | 0 | 0 | 2 | 1 | 0 |
| Alarms Burglary | 73 | 17 | 10 | 14 | 0 | 5 | 3 | 4 | 5 | 5 | 3 | 0 |
| Alarms Commercial Burglary | 30 | 32 | 51 | 27 | 34 | 37 | 34 | 45 | 42 | 31 | 42 | 53 |
| Alarms Commercial Fire | 9 | 17 | 17 | 11 | 18 | 20 | 31 | 38 | 33 | 26 | 32 | 27 |
| Alarms Fire | 22 | 0 | 0 | 0 | 0 | 0 | 0 | 0 | 0 | 0 | 0 | 0 |
| Alarms Maintenance | 5 | 25 | 23 | 28 | 17 | 12 | 21 | 9 | 4 | 6 | 5 | 9 |
| Alarms Medical | 0 | 2 | 2 | 5 | 6 | 2 | 4 | 1 | 1 | 4 | 2 | 0 |
| Alarms Other | 13 | 7 | 10 | 7 | 10 | 13 | 7 | 9 | 7 | 3 | 3 | 8 |
| Alarms Panic | 10 | 3 | 10 | 7 | 3 | 4 | 12 | 6 | 3 | 8 | 6 | 9 |
| Alarms Residential Burglary | 20 | 32 | 59 | 54 | 78 | 66 | 93 | 78 | 39 | 63 | 65 | 55 |
| Alarms Residential Fire | 3 | 13 | 23 | 14 | 25 | 14 | 26 | 22 | 19 | 27 | 22 | 20 |
| Animal Complaints | 28 | 18 | 20 | 25 | 24 | 41 | 24 | 25 | 24 | 24 | 63 | 60 |
| Building Check | 3 | 41 | 50 | 30 | 39 | 20 | 24 | 26 | 26 | 21 | 11 | 15 |
| Business Disputes | 0 | 1 | 2 | 1 | 1 | 2 | 1 | 0 | 2 | 1 | 3 | 7 |
| Disabled Vehicle | 39 | 28 | 23 | 24 | 38 | 24 | 28 | 35 | 23 | 28 | 21 | 48 |
| Emotionally Disturbed Person | 0 | 1 | 1 | 2 | 2 | 6 | 1 | 2 | 7 | 6 | 3 | 1 |
| Escorts – Traffic | 0 | 0 | 0 | 0 | 0 | 1 | 0 | 0 | 0 | 0 | 0 | 2 |
| Fingerprints | 17 | 14 | 7 | 8 | 13 | 6 | 6 | 4 | 3 | 5 | 3 | 5 |
| Fire (Other) Odor of Smoke | 1 | 4 | 5 | 5 | 3 | 0 | 1 | 8 | 2 | 0 | 7 | 2 |
| Fire Commercial | 2 | 2 | 1 | 0 | 0 | 2 | 2 | 0 | 1 | 3 | 0 | 1 |
| Fire Dwelling | 2 | 2 | 1 | 2 | 1 | 1 | 5 | 2 | 2 | 1 | 2 | 4 |
| Fire False | 0 | 0 | 0 | 0 | 0 | 0 | 0 | 0 | 0 | 1 | 1 | 0 |
| Fire Vehicle | 1 | 1 | 1 | 1 | 0 | 0 | 0 | 0 | 0 | 2 | 0 | 0 |
| Firearms Background | 3 | 0 | 5 | 5 | 10 | 5 | 8 | 1 | 2 | 1 | 4 | 2 |
| Foot Patrol | 19 | 29 | 26 | 21 | 36 | 13 | 11 | 9 | 20 | 15 | 22 | 27 |
| Found Bicycles | 0 | 2 | 0 | 7 | 20 | 1 | 4 | 3 | 3 | 1 | 0 | 1 |
| Found Property | 4 | 8 | 14 | 10 | 20 | 7 | 14 | 13 | 15 | 12 | 15 | 8 |
| Gas Leaks/Explosion | 0 | 2 | 2 | 6 | 2 | 3 | 4 | 8 | 3 | 6 | 2 | 13 |
| Intoxicated Person | 0 | 2 | 3 | 4 | 5 | 5 | 7 | 4 | 4 | 1 | 1 | 3 |
| Landlord/Tenant | 0 | 0 | 0 | 3 | 1 | 2 | 2 | 2 | 0 | 1 | 0 | 1 |
| Littering | 1 | 0 | 0 | 3 | 1 | 0 | 0 | 1 | 1 | 0 | 1 | 0 |
| Lockout/MV | 10 | 11 | 19 | 20 | 28 | 13 | 18 | 21 | 11 | 17 | 12 | 20 |
| Lockout/Residence | 2 | 0 | 1 | 0 | 4 | 0 | 3 | 3 | 1 | 3 | 2 | 4 |
| Lost Property | 3 | 5 | 5 | 3 | 6 | 7 | 3 | 6 | 5 | 5 | 7 | 6 |

2013 Non-Criminal Incidents

| Non-Criminal Incidents | Jan 2013 | Feb 2013 | March 2013 | April 2013 | May 2013 | June 2013 | July 2013 | Aug 2013 | Sep 2013 | Oct 2013 | Nov 2013 | Dec 2013 |
|-------------------------|----------|----------|------------|------------|----------|-----------|-----------|----------|----------|----------|----------|----------|
| Medical Call | 153 | 117 | 160 | 142 | 138 | 116 | 146 | 134 | 125 | 153 | 185 | 174 |
| Missing Person | 4 | 1 | 4 | 6 | 4 | 5 | 4 | 6 | 5 | 7 | 6 | 1 |
| Motor Vehicle Complaint | 6 | 6 | 7 | 3 | 6 | 11 | 3 | 9 | 12 | 12 | 6 | 10 |
| Motor Vehicle Incident | 0 | 2 | 5 | 4 | 3 | 2 | 3 | 7 | 8 | 3 | 4 | 3 |
| Motor Vehicle Stop | 952 | 1,008 | 795 | 824 | 653 | 587 | 564 | 427 | 488 | 550 | 488 | 288 |
| MVA | 6 | 3 | 4 | 1 | 4 | 4 | 0 | 0 | 0 | 1 | 1 | 0 |
| MVA Involving Injury | 6 | 9 | 5 | 7 | 5 | 11 | 6 | 6 | 11 | 8 | 12 | 17 |
| MVA No Injury | 62 | 71 | 53 | 71 | 71 | 69 | 70 | 62 | 61 | 71 | 79 | 78 |
| MVA No Report | 7 | 8 | 12 | 10 | 10 | 7 | 13 | 17 | 21 | 9 | 10 | 8 |
| MVA With Bicycle | 3 | 1 | 0 | 3 | 2 | 2 | 1 | 0 | 2 | 3 | 1 | 1 |
| MVA With Deer | 5 | 2 | 3 | 0 | 2 | 1 | 1 | 0 | 2 | 6 | 8 | 3 |
| MVA With Pedestrian | 4 | 1 | 1 | 0 | 3 | 0 | 0 | 2 | 2 | 1 | 0 | 1 |
| Noise Complaint | 19 | 9 | 7 | 15 | 16 | 47 | 17 | 33 | 24 | 25 | 12 | 21 |
| Notifications | 18 | 11 | 6 | 16 | 8 | 11 | 12 | 17 | 11 | 7 | 4 | 7 |
| Parking Complaints | 33 | 45 | 35 | 56 | 42 | 58 | 51 | 48 | 44 | 55 | 45 | 47 |
| Prisoner Transport | 0 | 0 | 1 | 3 | 0 | 3 | 7 | 0 | 4 | 5 | 0 | 1 |
| School Crossing | 92 | 79 | 49 | 82 | 41 | 20 | 0 | 0 | 62 | 151 | 124 | 118 |
| School Detail | 33 | 38 | 19 | 26 | 21 | 26 | 3 | 0 | 63 | 58 | 32 | 9 |
| Service of Subpoena | 0 | 0 | 0 | 0 | 0 | 3 | 0 | 0 | 0 | 0 | 0 | 1 |
| Suspicious Incidents | 29 | 27 | 28 | 33 | 57 | 53 | 44 | 26 | 45 | 31 | 16 | 20 |
| Suspicious Package | 0 | 0 | 0 | 0 | 0 | 2 | 0 | 0 | 0 | 0 | 0 | 0 |
| Suspicious Person | 4 | 28 | 7 | 22 | 9 | 3 | 8 | 5 | 10 | 6 | 8 | 10 |
| Suspicious Vehicle | 26 | 10 | 19 | 27 | 23 | 18 | 13 | 28 | 16 | 26 | 14 | 11 |
| Traffic Hazard | 14 | 23 | 7 | 14 | 18 | 23 | 13 | 12 | 11 | 13 | 12 | 17 |
| Tree Down | 14 | 2 | 0 | 3 | 6 | 11 | 14 | 7 | 1 | 1 | 10 | 2 |
| Unattended Death | 0 | 1 | 0 | 1 | 1 | 0 | 1 | 0 | 1 | 1 | 1 | 0 |
| Unwanted Person | 4 | 2 | 1 | 1 | 9 | 3 | 8 | 5 | 10 | 6 | 8 | 4 |
| Urinating in Public | 1 | 1 | 3 | 8 | 1 | 0 | 0 | 7 | 2 | 0 | 0 | 1 |
| Vacant House Check | 17 | 14 | 21 | 10 | 2 | 7 | 16 | 20 | 19 | 10 | 8 | 26 |
| Welfare Check | 27 | 7 | 13 | 15 | 16 | 18 | 25 | 19 | 18 | 17 | 15 | 17 |
| Wire/Pole Down | 8 | 6 | 9 | 5 | 9 | 10 | 19 | 7 | 3 | 8 | 7 | 0 |
| Non-Criminal - Total | 1,961 | 1,854 | 1,667 | 1,754 | 1,625 | 1,485 | 1,472 | 1,296 | 1,393 | 1,581 | 1,484 | 1,307 |

Summonses - Total

2014



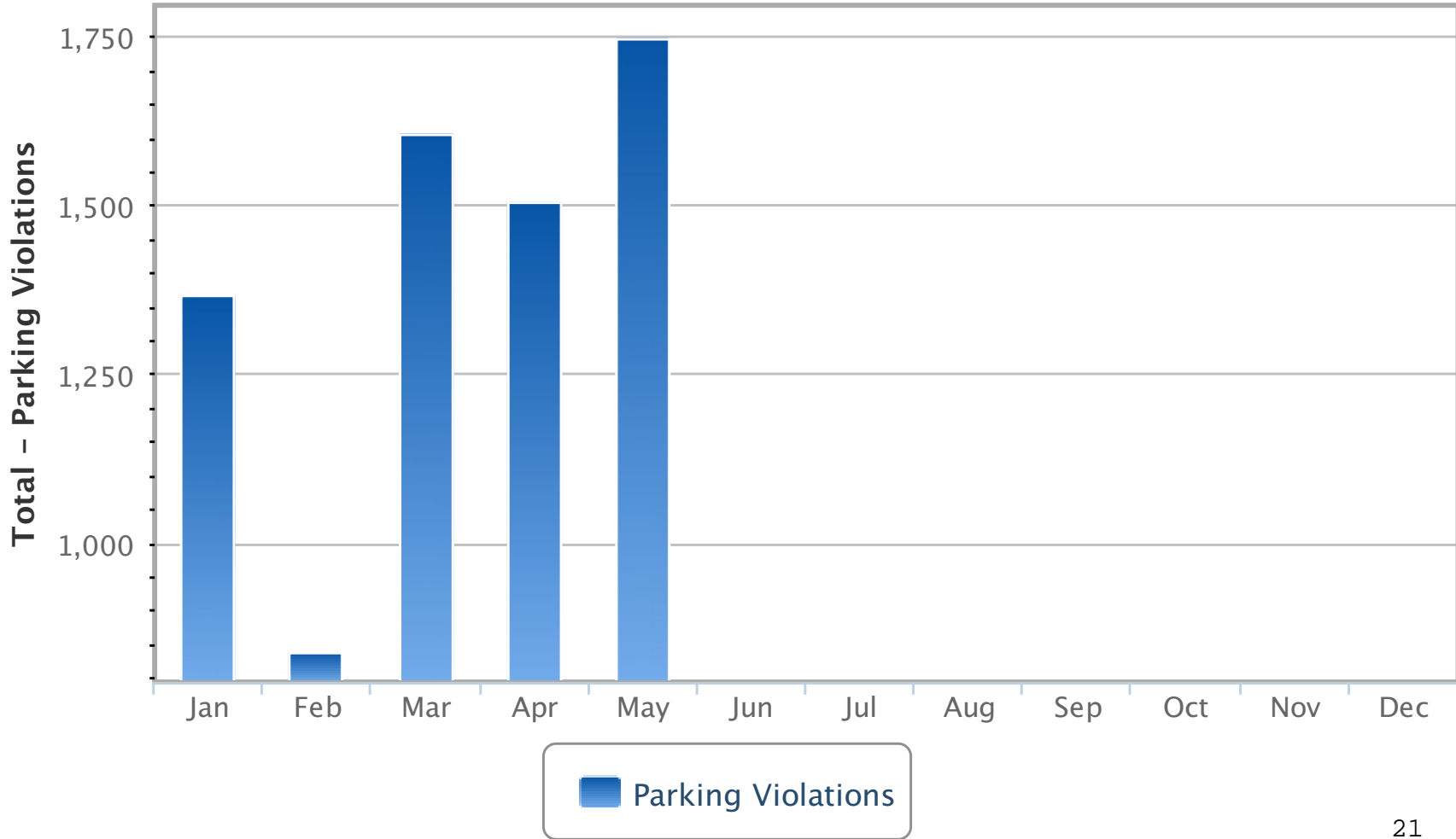
2014 Summonses

| Summons Type | Jan | Feb | March | April | May | June | July | Aug | Sept | Oct | Nov | Dec |
|--------------------------------------|-----|-----|-------|-------|-----|------|------|-----|------|-----|-----|-----|
| All Other | 98 | 100 | 118 | 103 | 169 | | | | | | | |
| Careless Driving | 32 | 42 | 29 | 27 | 47 | | | | | | | |
| Cell Phone | 23 | 28 | 36 | 20 | 34 | | | | | | | |
| Driving While Intoxicated | 5 | 3 | 4 | 0 | 4 | | | | | | | |
| Driving While Suspended | 27 | 10 | 28 | 21 | 11 | | | | | | | |
| Failure to Exhibit Documents | 15 | 9 | 12 | 10 | 14 | | | | | | | |
| Failure to Inspect | 40 | 23 | 58 | 22 | 30 | | | | | | | |
| Failure to Wear Seatbelt | 5 | 4 | 13 | 6 | 42 | | | | | | | |
| Failure to Yield to Ped in Crosswalk | 3 | 1 | 4 | 6 | 4 | | | | | | | |
| Maintenance of Lamps | 10 | 10 | 15 | 4 | 16 | | | | | | | |
| Speeding | 44 | 29 | 68 | 65 | 51 | | | | | | | |
| Uninsured Motorist | 12 | 7 | 12 | 13 | 3 | | | | | | | |
| Unlicensed Driver | 12 | 10 | 12 | 5 | 12 | | | | | | | |
| Unregistered Vehicle | 61 | 50 | 61 | 63 | 52 | | | | | | | |
| Total | 387 | 326 | 470 | 365 | 489 | | | | | | | |

2013 Summonses

| Summons Type | Jan | Feb | March | April | May | June | July | Aug | Sept | Oct | Nov | Dec |
|--------------------------------------|-----|-----|-------|-------|-----|------|------|-----|------|-----|-----|-----|
| All Other | 168 | 164 | 153 | 145 | 171 | 112 | 152 | 109 | 110 | 110 | 89 | 80 |
| Careless Driving | 44 | 45 | 37 | 36 | 41 | 43 | 44 | 35 | 40 | 31 | 49 | 38 |
| Cell Phone | 50 | 64 | 46 | 33 | 34 | 37 | 38 | 16 | 34 | 44 | 23 | 7 |
| Driving While Intoxicated | 9 | 5 | 6 | 3 | 7 | 7 | 5 | 5 | 4 | 4 | 4 | 3 |
| Driving While Suspended | 28 | 28 | 32 | 22 | 26 | 23 | 27 | 13 | 17 | 24 | 14 | 16 |
| Failure to Exhibit Documents | 26 | 31 | 21 | 19 | 19 | 16 | 16 | 5 | 7 | 10 | 12 | 6 |
| Failure to Inspect | 59 | 92 | 81 | 74 | 73 | 47 | 26 | 14 | 14 | 15 | 14 | 12 |
| Failure to Wear Seatbelt | 10 | 13 | 12 | 15 | 70 | 21 | 16 | 11 | 8 | 8 | 7 | 2 |
| Failure to Yield to Ped in Crosswalk | 2 | 4 | 9 | 3 | 8 | 4 | 2 | 4 | 3 | 6 | 2 | 2 |
| Maintenance of Lamps | 30 | 24 | 24 | 21 | 10 | 18 | 12 | 12 | 15 | 12 | 3 | 9 |
| Speeding | 131 | 118 | 67 | 80 | 50 | 57 | 65 | 33 | 57 | 53 | 57 | 31 |
| Uninsured Motorist | 12 | 25 | 12 | 7 | 15 | 7 | 12 | 9 | 9 | 7 | 7 | 5 |
| Unlicensed Driver | 21 | 17 | 13 | 18 | 20 | 10 | 16 | 11 | 6 | 8 | 10 | 4 |
| Unregistered Vehicle | 92 | 117 | 109 | 123 | 69 | 55 | 43 | 61 | 44 | 63 | 51 | 29 |
| Total | 682 | 747 | 622 | 599 | 613 | 457 | 474 | 338 | 368 | 395 | 342 | 244 |

Total - Parking Violations 2014



2014 Parking Violations

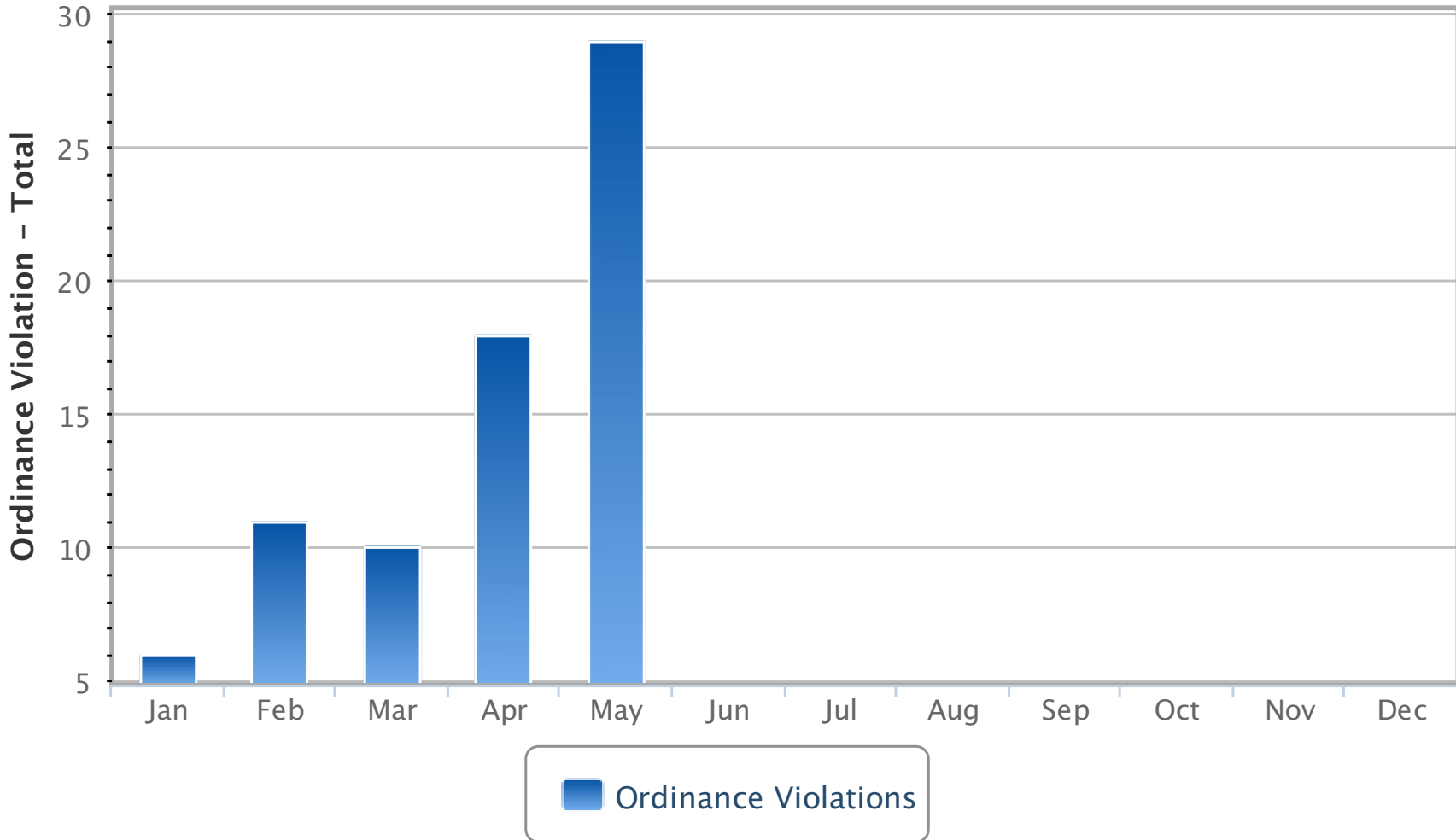
| Parking Ordinance | Jan | Feb | March | April | May | June | July | Aug | Sept | Oct | Nov | Dec | YTD 2014 |
|--|--------------|------------|--------------|--------------|--------------|------|------|-----|------|-----|-----|-----|--------------|
| All Others | 46 | 115 | 112 | 95 | 128 | | | | | | | | 496 |
| Bus Zone | 2 | 0 | 0 | 1 | 1 | | | | | | | | 4 |
| Loading Zone | 0 | 2 | 5 | 22 | 23 | | | | | | | | 52 |
| Meter Feeding | 1 | 0 | 25 | 8 | 26 | | | | | | | | 60 |
| Meters | 1,114 | 543 | 1,158 | 1,124 | 1,233 | | | | | | | | 5,172 |
| No Parking Zones/Anytime | 12 | 17 | 19 | 26 | 28 | | | | | | | | 102 |
| Park Between 2AM & 6AM in Municipal Yard | 7 | 4 | 8 | 8 | 4 | | | | | | | | 31 |
| Parking Limit 2 hrs Between 8AM & 6PM | 18 | 34 | 90 | 60 | 84 | | | | | | | | 286 |
| Parking in Handicapped Space | 0 | 1 | 1 | 1 | 0 | | | | | | | | 3 |
| Parking Between 2AM & 6AM 1hr Limit | 145 | 115 | 145 | 126 | 176 | | | | | | | | 707 |
| Parking within Designated Parking Stalls | 21 | 8 | 41 | 35 | 45 | | | | | | | | 150 |
| Total | 1,366 | 839 | 1,604 | 1,506 | 1,748 | | | | | | | | 7,063 |

2013 Parking Violations

| Parking Ordinance | Jan | Feb | March | April | May | June | July | Aug | Sept | Oct | Nov | Dec |
|--|--------------|--------------|--------------|--------------|--------------|--------------|--------------|--------------|--------------|--------------|--------------|--------------|
| All Others | 105 | 181 | 90 | 136 | 128 | 99 | 111 | 130 | 90 | 88 | 85 | 74 |
| Bus zone | 0 | 0 | 0 | 0 | 0 | 0 | 1 | 3 | 0 | 1 | 0 | 1 |
| Loading Zone | 16 | 14 | 11 | 8 | 11 | 10 | 5 | 5 | 0 | 6 | 7 | 9 |
| Meter Feeding | 41 | 48 | 57 | 126 | 58 | 95 | 53 | 69 | 84 | 55 | 41 | 10 |
| Meters | 2,122 | 1,910 | 1,776 | 1,921 | 2,047 | 1,922 | 1,961 | 2,086 | 1,608 | 1,126 | 1,223 | 1,178 |
| No Parking Zones/Anytime | 2 | 32 | 31 | 43 | 42 | 46 | 44 | 38 | 30 | 35 | 15 | 15 |
| Park Between 2AM & 6AM in Municipal Yard | 30 | 22 | 19 | 6 | 18 | 9 | 10 | 26 | 15 | 14 | 6 | 7 |
| Parking Limit 2 hrs Between 8AM & 6PM | 150 | 164 | 166 | 129 | 161 | 179 | 101 | 111 | 121 | 44 | 25 | 21 |
| Parking in Handicapped Space | 0 | 2 | 0 | 0 | 4 | 1 | 0 | 0 | 0 | 1 | 1 | 1 |
| Parking Between 2AM & 6AM 1hr Limit | 191 | 166 | 224 | 144 | 212 | 158 | 204 | 190 | 223 | 234 | 181 | 142 |
| Parking within Designated Parking Stalls | 53 | 60 | 60 | 81 | 93 | 98 | 74 | 108 | 60 | 54 | 66 | 70 |
| Total | 2,710 | 2,599 | 2,434 | 2,594 | 2,774 | 2,617 | 2,564 | 2,766 | 2,231 | 1,658 | 1,650 | 1,528 |

Ordinance Violation - Total

2014



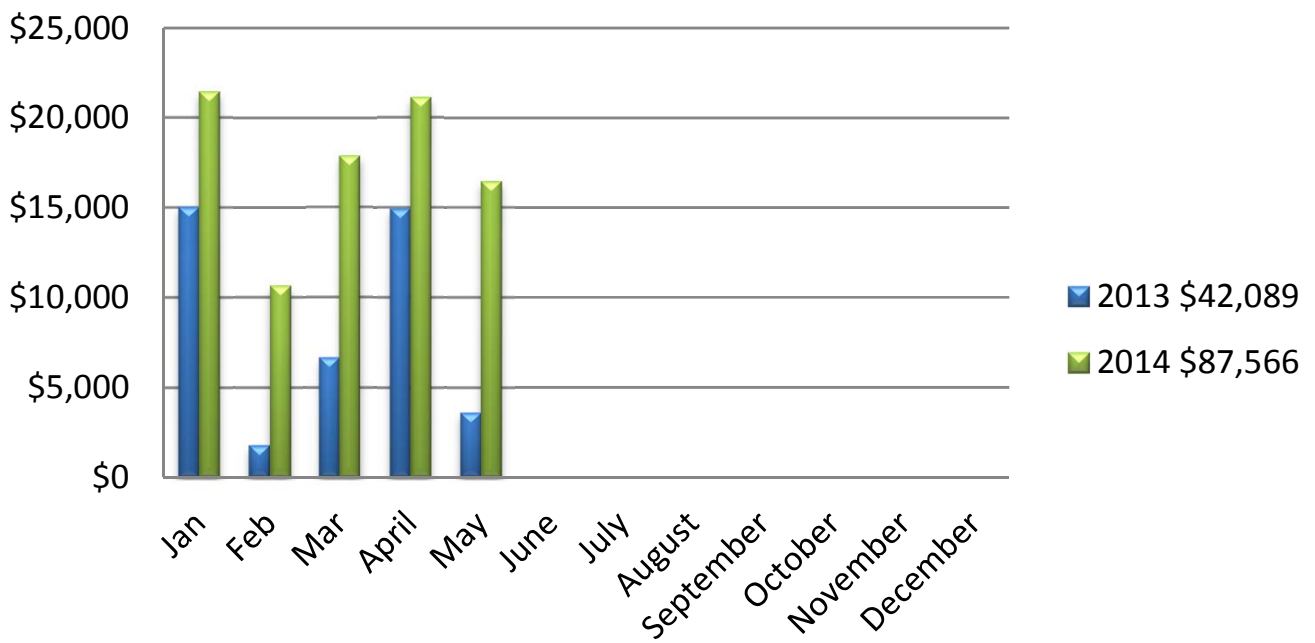
2014 Ordinance Violations

| Ordinance | Jan | Feb | March | April | May | June | July | Aug | Sept | Oct | Nov | Dec | YTD 2014 |
|--|----------|-----------|-----------|-----------|-----------|------|------|-----|------|-----|-----|-----|-------------|
| Abandoned Vehicle | 0 | 0 | 0 | 0 | 0 | | | | | | | | 0 |
| Bicycles/Skateboards Prohibited | 0 | 0 | 0 | 1 | 1 | | | | | | | | 2 |
| Disorderly Conduct | 1 | 1 | 2 | 0 | 0 | | | | | | | | 4 |
| Dog Without a Leash | 0 | 0 | 0 | 1 | 0 | | | | | | | | 1 |
| Failure to Remove Snow | 0 | 8 | 0 | 0 | 0 | | | | | | | | 8 |
| In Park After Hours | 0 | 0 | 0 | 0 | 1 | | | | | | | | 1 |
| Inoperable/Store Veh On Private Property | 0 | 0 | 0 | 0 | 0 | | | | | | | | 0 |
| Littering | 1 | 0 | 0 | 0 | 1 | | | | | | | | 2 |
| No U-Turn | 0 | 0 | 0 | 0 | 2 | | | | | | | | 2 |
| Noise Complaint | 1 | 0 | 0 | 0 | 3 | | | | | | | | 4 |
| Open Container | 2 | 0 | 1 | 1 | 4 | | | | | | | | 8 |
| Overweight Vehicle | 0 | 1 | 2 | 3 | 3 | | | | | | | | 9 |
| Soliciting Without A Permit | 0 | 0 | 0 | 0 | 0 | | | | | | | | 0 |
| Temporary Road Closed – River Road | 0 | 0 | 0 | 1 | 0 | | | | | | | | 1 |
| Unlicensed Taxi Driver | 0 | 0 | 0 | 0 | 0 | | | | | | | | 0 |
| Unregistered Vehicle Public/Private Prop | 0 | 0 | 0 | 0 | 0 | | | | | | | | 0 |
| Urinating in Public | 1 | 1 | 5 | 11 | 14 | | | | | | | | 32 |
| Total | 6 | 11 | 10 | 18 | 29 | | | | | | | | 74 |

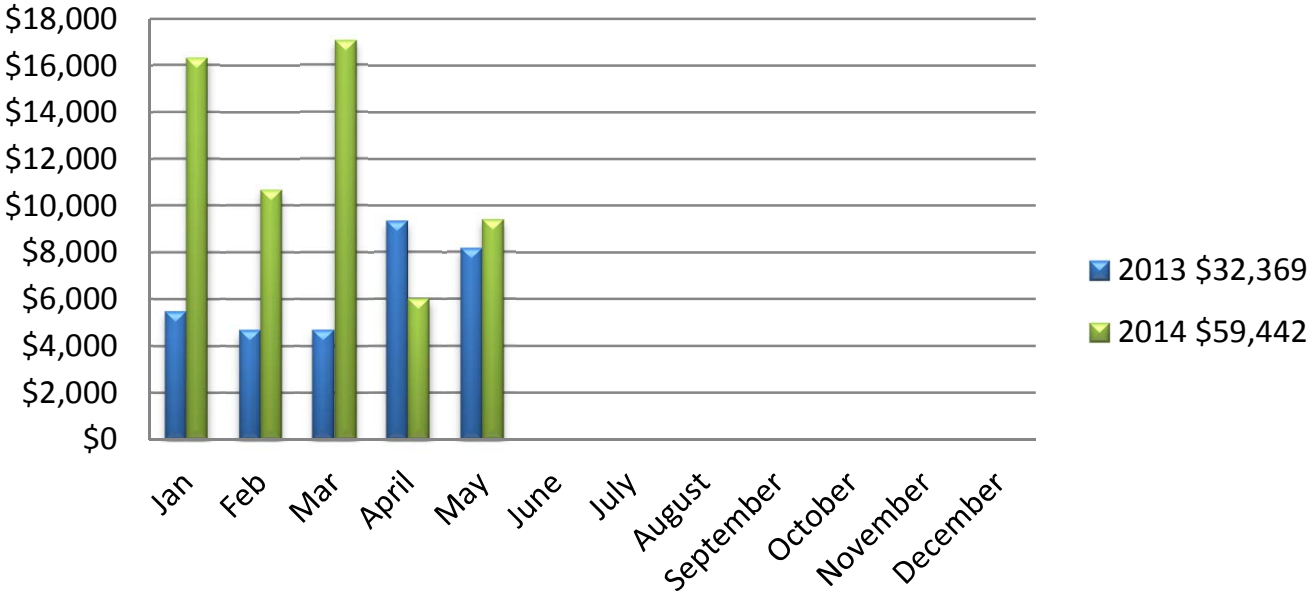
2013 Ordinance Violations

| Ordinance | Jan | Feb | March | April | May | June | July | Aug | Sept | Oct | Nov | Dec |
|--|----------|-----------|-----------|-----------|-----------|-----------|-----------|-----------|----------|-----------|----------|----------|
| Abandoned Vehicle | 0 | 0 | 0 | 0 | 0 | 0 | 0 | 0 | 0 | 1 | 0 | 0 |
| Bike/Skateboard on Sidewalk | 0 | 0 | 1 | 0 | 0 | 0 | 0 | 0 | 0 | 0 | 1 | 0 |
| Disorderly Conduct | 1 | 0 | 0 | 1 | 1 | 1 | 0 | 0 | 0 | 1 | 1 | 0 |
| Inoperable/Store Veh On Private Property | 0 | 1 | 0 | 0 | 0 | 0 | 0 | 0 | 0 | 0 | 1 | 0 |
| Littering | 1 | 1 | 1 | 0 | 1 | 0 | 1 | 1 | 0 | 1 | 0 | 0 |
| Noise Complaint | 1 | 0 | 0 | 0 | 4 | 3 | 1 | 3 | 1 | 1 | 1 | 0 |
| Open Container | 2 | 3 | 2 | 2 | 1 | 3 | 3 | 0 | 0 | 0 | 0 | 0 |
| Other | 0 | 0 | 1 | 0 | 0 | 0 | 0 | 0 | 0 | 0 | 0 | 0 |
| Overweight Vehicle | 0 | 5 | 7 | 7 | 4 | 2 | 4 | 0 | 2 | 2 | 2 | 2 |
| Smoking Prohibited In Plaza | 0 | 0 | 0 | 0 | 0 | 0 | 0 | 0 | 0 | 2 | 0 | 0 |
| Soliciting Without A Permit | 0 | 0 | 0 | 0 | 0 | 0 | 0 | 1 | 0 | 0 | 0 | 0 |
| Unlicensed Taxi Driver | 0 | 0 | 0 | 2 | 0 | 4 | 0 | 0 | 0 | 0 | 0 | 0 |
| Unregistered Vehicle Public/Private Prop | 0 | 0 | 0 | 0 | 0 | 0 | 3 | 0 | 0 | 0 | 0 | 0 |
| Urinating in Public | 1 | 1 | 2 | 10 | 3 | 1 | 1 | 17 | 1 | 4 | 3 | 4 |
| Total | 6 | 11 | 14 | 22 | 14 | 14 | 13 | 22 | 4 | 12 | 9 | 6 |

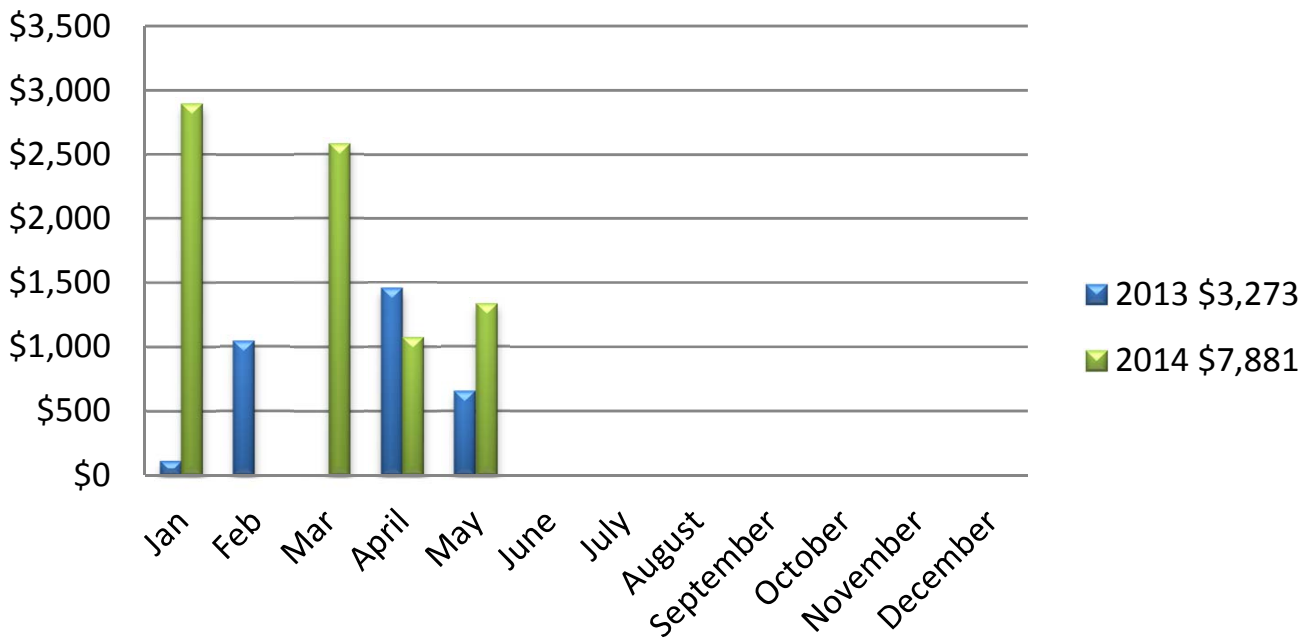
Patrol Overtime



Dispatch Overtime



Detective Overtime



OFFICER AVAILABILITY MAY 2014

