


**PRINCETON POLICE
DEPARTMENT
CHIEF'S MONTHLY REPORT**



**APRIL
2021**

TABLE OF CONTENTS

JUVENILE BUREAU	1
SAFE NEIGHBORHOOD BUREAU	2-3
DETECTIVE BUREAU	4
ARRESTS	5
POLICE SERVICE CALLS	6
OFFENSES	7
NON-CRIMINAL INCIDENTS	8
SUMMONSES	9
PARKING VIOLATIONS	10
ORDINANCE VIOLATIONS	11
PATROL OVERTIME	12
DETECTIVE OVERTIME	13
GENDER/ETHNICITY REPORT	14
SUMMONS VS. WARNING BY RACE	15
MOTOR VEHICLE ACCIDENT STATISTICS	16
USE OF FORCE	17



Princeton Police Department

1 Valley Road, Princeton, NJ 08540

Phone: (609)921-2100 / Fax: (609)924-8197

Juvenile Report April 2021

Juvenile Petitioned to Family Court-0

Station House Adjustment-0

Curb Side Warnings-0

Megan's Law Registrations-0

Safe Neighborhood Bureau Monthly Report

April 2021

April 2021: During the month of April, the Safe Neighborhood Unit began the planning of several community policing events and initiatives. Planning for the 2021 Youth Academy is currently underway and we have received several applications from prospective recruits. The Youth Academy is scheduled for August 16th through August 20th.

SNB has teamed up with 7-Eleven to conduct "Operation Chill" which is a community outreach program designed to reduce crime and enhance relations between police and youth. 7-Eleven is providing coupons for free Slurpee's that officers will issue to youth they observe doing good deeds or exhibiting positive behavior.

A similar community outreach program is underway with Rita's of Princeton. The owner of Rita's, Jeff Atell, has designed and ordered coupons that display our department's badge alongside Rita's logo. The coupons will be good for a free kids sized water ice that our officers can "issue" to kids exhibiting positive behavior.

SNB organized a Diapers and Wipe drive to assist HomeFront in collecting donations for families in need. The donations were later delivered to HomeFront and will be distributed to families living on low incomes.

Meetings/Trainings Attended

- ❖ April 1, 2021: Ptl. C. Navas attended and chaired the monthly PADA meeting.
- ❖ April 5, 2021: Ptl. C. Navas attended the Resiliency Program meeting.
- ❖ April 8, 2021: Ptl. C. Navas attended the first Cannabis Task Force meeting.
- ❖ April 21, 2021: Sgt. Lagomarsino and Ptl. C. Navas attended a Public Information Officer Suicide Reporting webinar.
- ❖ April 27, 2021: Ptl. Donnelly attended the NJ Steps Up Bias Awareness Conference
- ❖ April 28, 2021: Ptl. C. Navas attended bi-weekly Cannabis Task Force Meeting

Other Activities of Note

- ❖ SNB conducted twenty seven vacant house checks
- ❖ Seventeen school crossings were covered by SNB officers
- ❖ SNB continued to manage all of the department's social media platforms
- ❖ SNB Continued to supplement patrol as needed.

Princeton Police Department
 Detective Bureau
Monthly Report – April 2021

Cases Assigned This Month	Open Investigations	Cases Closed This Month
46	50	33

Dispositions

Stationhouse Adjustment	Juvenile Petition	Warrant/Court	TOT Other Agency
0	0	0	1
Jurisdictional Limitations	Arrest/Court	Summons/Court	Exceptionally Cleared/Closed
0	0	0	1
Unfounded	Administratively Closed	Open/Inactive	Closed
1	20	0	10

Adults	Juveniles
0	0

Background Investigations

Solicitor	Firearms	PFARS	IXP	Megan's Law Registrations
1	8	2	3	0

- ABC Transfer: 1
- IT Background: 1

Comparison of Cases

April 2021: 46 cases assigned April 2020: 46 cases assigned
 YTD 2021: 181 cases assigned YTD 2020: 215 cases assigned

Comparison of Firearms

2021

January: 13
 February: 19
 March: 15
 April 8:
Total YTD: 55

2020

January: 6
 February: 3
 March: 15
 April: 25
Total YTD: 49

TOTAL ARRESTS

<u>2021</u>	<u>Jan</u>	<u>Feb</u>	<u>Mar</u>	<u>Apr</u>	<u>May</u>	<u>Jun</u>	<u>Jul</u>	<u>Aug</u>	<u>Sep</u>	<u>Oct</u>	<u>Nov</u>	<u>Dec</u>	<u>YTD 2021</u>
Arrests	5	9	4	4									22

<u>2020</u>	<u>Jan</u>	<u>Feb</u>	<u>Mar</u>	<u>Apr</u>	<u>May</u>	<u>Jun</u>	<u>Jul</u>	<u>Aug</u>	<u>Sep</u>	<u>Oct</u>	<u>Nov</u>	<u>Dec</u>	<u>YTD 2020</u>
Arrests	49	38	11	7	6	8	13	7	1	8	10	1	159

<u>2019</u>	<u>Jan</u>	<u>Feb</u>	<u>Mar</u>	<u>Apr</u>	<u>May</u>	<u>Jun</u>	<u>Jul</u>	<u>Aug</u>	<u>Sep</u>	<u>Oct</u>	<u>Nov</u>	<u>Dec</u>	<u>YTD 2019</u>
Arrests	33	20	35	33	25	26	32	30	33	30	27	30	354

SERVICE CALLS

<u>Service Calls</u>	<u>Jan</u>	<u>Feb</u>	<u>Mar</u>	<u>Apr</u>	<u>May</u>	<u>Jun</u>	<u>Jul</u>	<u>Aug</u>	<u>Sep</u>	<u>Oct</u>	<u>Nov</u>	<u>Dec</u>	<u>YTD</u>
2021	1,772	1,760	2,193	2,301									8,026
2020	4,163	4,388	2,627	1,753	1,773	2,063	2,229	2,358	2,059	2,502	1,971	1,870	29,756
2019	3,163	3,361	3,398	3,213	3,959	4,233	3,727	3,811	3,961	3,702	3,862	3,491	43,881

APRIL OFFENSES

<u>OFFENSE TYPE</u>	<u>APRIL 2019</u>	<u>APRIL 2020</u>	<u>APRIL 2021</u>	<u>YTD 2021</u>
Assault/Aggravated	1	1	0	1
Assault/Simple	2	1	4	10
Burglary	7	1	2	10
Criminal Mischief	14	6	5	16
CDS Possession – Marijuana	7	3	0	1
CDS Possession – Heroin	0	0	0	0
DUI	4	1	1	6
Robbery	0	1	0	0
Sexual Assault	1	0	1	4
Theft	17	6	18	48
Warrant Arrest	6	1	0	0
TOTAL	59	21	31	96

APRIL NON-CRIMINAL INCIDENTS

NON-CRIMINAL INCIDENTS	APRIL 2019	APRIL 2020	APRIL 2021	YTD 2021
Alarms Auto	1	0	0	1
Alarms Burglary	1	1	1	1
Alarms Commercial Burglary	35	19	16	76
Alarms Commercial Fire	16	12	19	70
Alarms Fire	3	12	4	8
Alarms Medical	16	16	14	50
Alarms Other	1	1	4	10
Alarms Panic	4	3	8	25
Alarms Residential Burglary	57	18	41	124
Alarms Residential Fire	18	16	14	46
Animal Complaints	49	23	24	85
Emotionally Disturbed Person	8	7	7	37
Fire (Other) Gas, Odor of Smoke	7	6	10	42
Fire Commercial	0	0	1	3
Fire Dwelling	2	0	0	3
Fire Vehicle	0	0	0	0
Firearms Applicant	5	0	8	55
Foot Patrol	50	25	84	190
Medical Call	180	135	156	571
Missing Person	2	2	0	5
Motor Vehicle Stop	522	0	90	168
MVA Involving Injury	7	1	7	24
MVA No Injury	70	11	41	141
MVA No Report	8	0	6	19
MVA With Bicycle	0	0	0	0
MVA With Deer	1	3	1	10
MVA With Pedestrian	0	0	2	7
Noise Complaint	26	16	21	66
School Crossing	96	0	122	553
School Detail	31	0	21	21
Urinating in Public	0	0	0	1
Non-Criminal – TOTAL	1,215	341	722	2412

APRIL SUMMONSES

<u>SUMMONS TYPE</u>	<u>APRIL 2019</u>	<u>APRIL 2020</u>	<u>APRIL 2021</u>	<u>YTD 2021</u>
All Other (ordinances/moving)	86	6	22	83
Careless Driving	46	2	21	72
Cell Phone	11	0	1	3
Driving While Intoxicated	4	1	1	6
Driving While Suspended	15	0	0	2
Failure to Exhibit Documents	9	0	1	4
Failure to Inspect	4	0	1	1
Failure to Wear Seatbelt	6	0	1	1
Failure to Yield to Pedestrian in Crosswalk	6	0	4	9
Maintenance of Lamps	4	0	0	0
Speeding	86	1	14	29
Uninsured Motorist	4	0	0	2
Unlicensed Driver	13	0	2	5
Unregistered Vehicle	33	0	3	4
Total Summonses	364	10	71	221

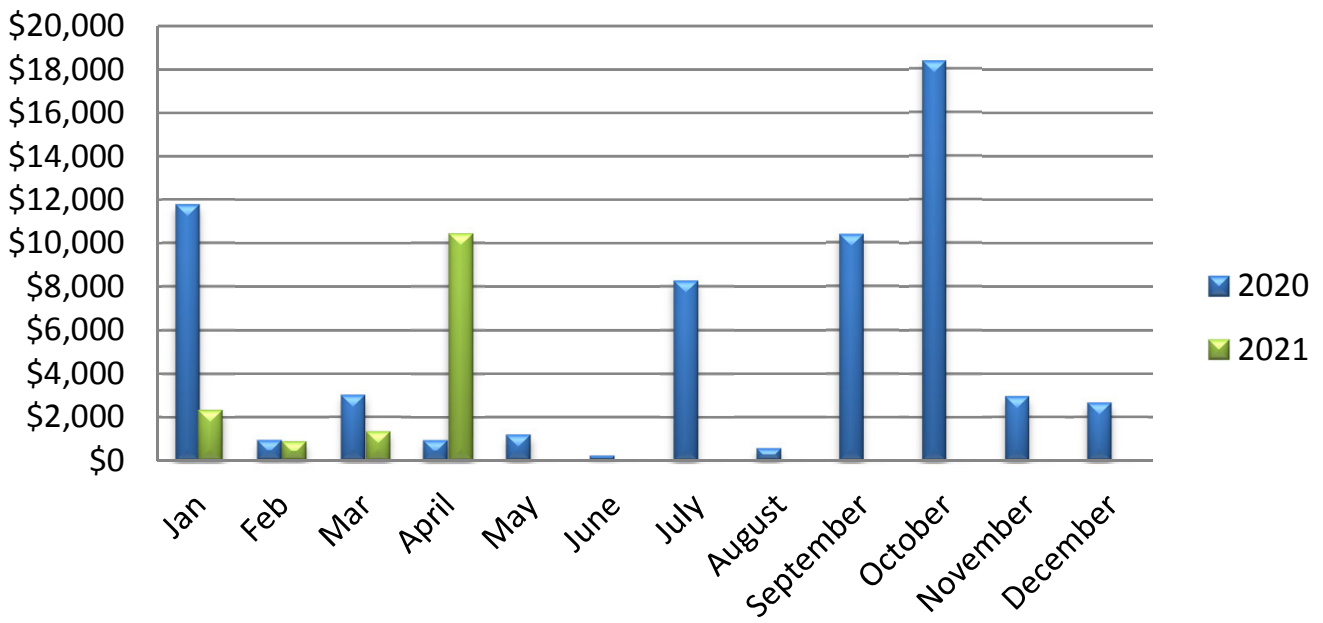
APRIL PARKING VIOLATIONS

<u>PARKING ORDINANCE</u>	<u>April 2019</u>	<u>April 2020</u>	<u>April 2021</u>	<u>YTD 2021</u>
Bus Zone	2	0	0	3
Loading Zone	24	0	59	129
Parking Within Designated Parking Stalls	16	0	11	21
No Parking Zones/Anytime	24	0	11	31
Park Between 2AM & 6AM 1hr Limit	114	0	0	0
Parking Limit 2 hrs Between 8AM & 6PM	18	0	0	0
Park Between 2AM & 6AM in Municipal Yard	0	0	0	0
Meters	1,857	0	875	2466
Meter Feeding	23	0	0	0
Parking in Handicap Space	0	0	0	0
All Others	83	1	30	70
Total - Parking Violations	2,161	1	986	2720

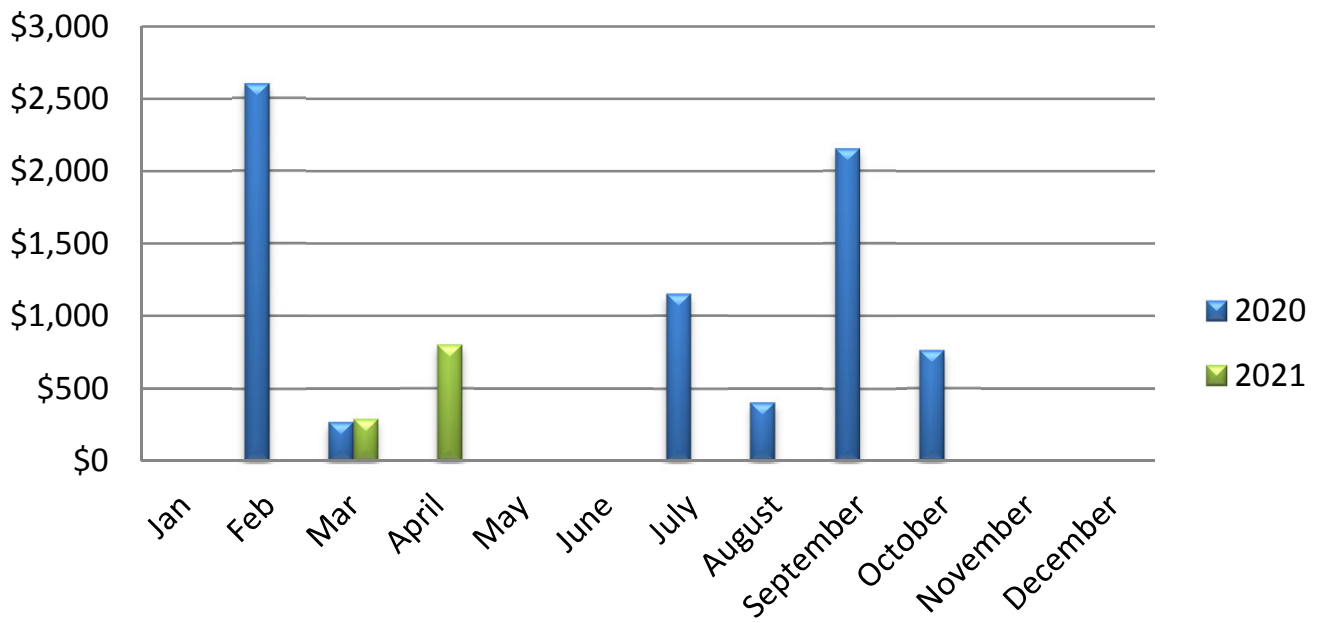
APRIL ORDINANCE VIOLATIONS

<u>ORDINANCE VIOLATION</u>	<u>April 2019</u>	<u>April 2020</u>	<u>April 2021</u>	<u>YTD 2021</u>
Bicycles/Skateboards Prohibited	0	0	0	1
Consumption Alcohol in Park	0	0	0	0
Construction After Hours	0	0	0	0
Disorderly Conduct	0	0	0	0
Dog Without a Leash	0	0	0	0
False Alarm – 2 nd Offense	10	0	3	8
False Alarm – 3 rd Offense	2	0	0	0
False Alarm – 4 th Offense	1	0	0	0
Failure to Register Alarm	2	0	0	1
Failure to Remove Snow	0	0	0	0
Idling Vehicle	0	0	0	0
In Park After Hours	0	0	0	1
Left Turn Prohibited	1	0	0	1
Littering	2	0	0	0
Noise Complaint	0	1	0	0
No U-turn	0	0	0	0
Open Container	0	0	0	1
Other	2	1	0	0
Overweight Vehicle	8	0	1	3
Urinating in Public	0	0	0	0
TOTAL	28	2	4	16

Patrol Overtime



Detective Overtime





Princeton Police Department

1 Valley Road, Princeton, NJ 08540

Phone: 609-921-2100 Fax: 609-924-8197 Mun. Code: 1110



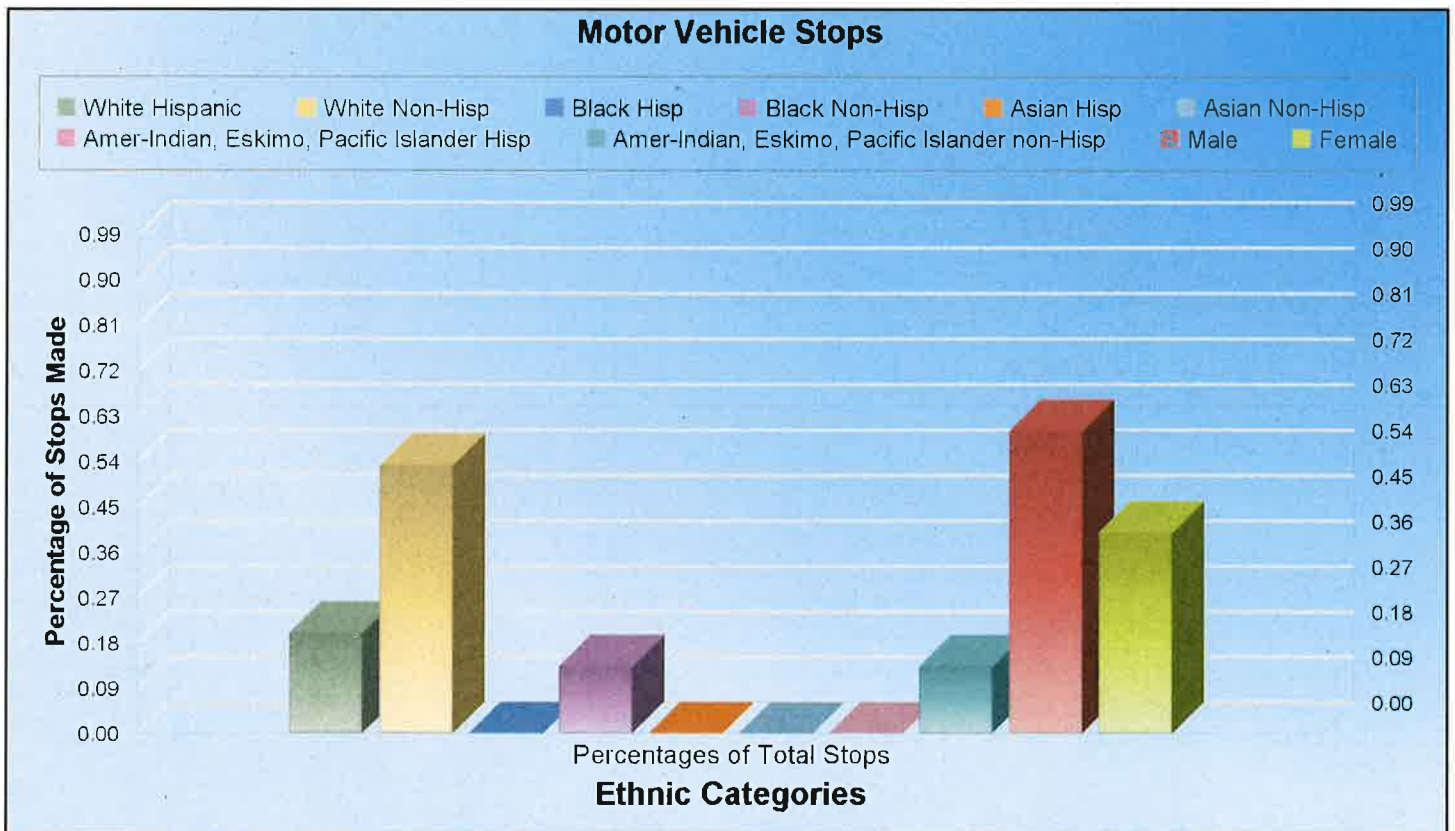
Gender & Ethnicity Report

MV Stops for April 2021

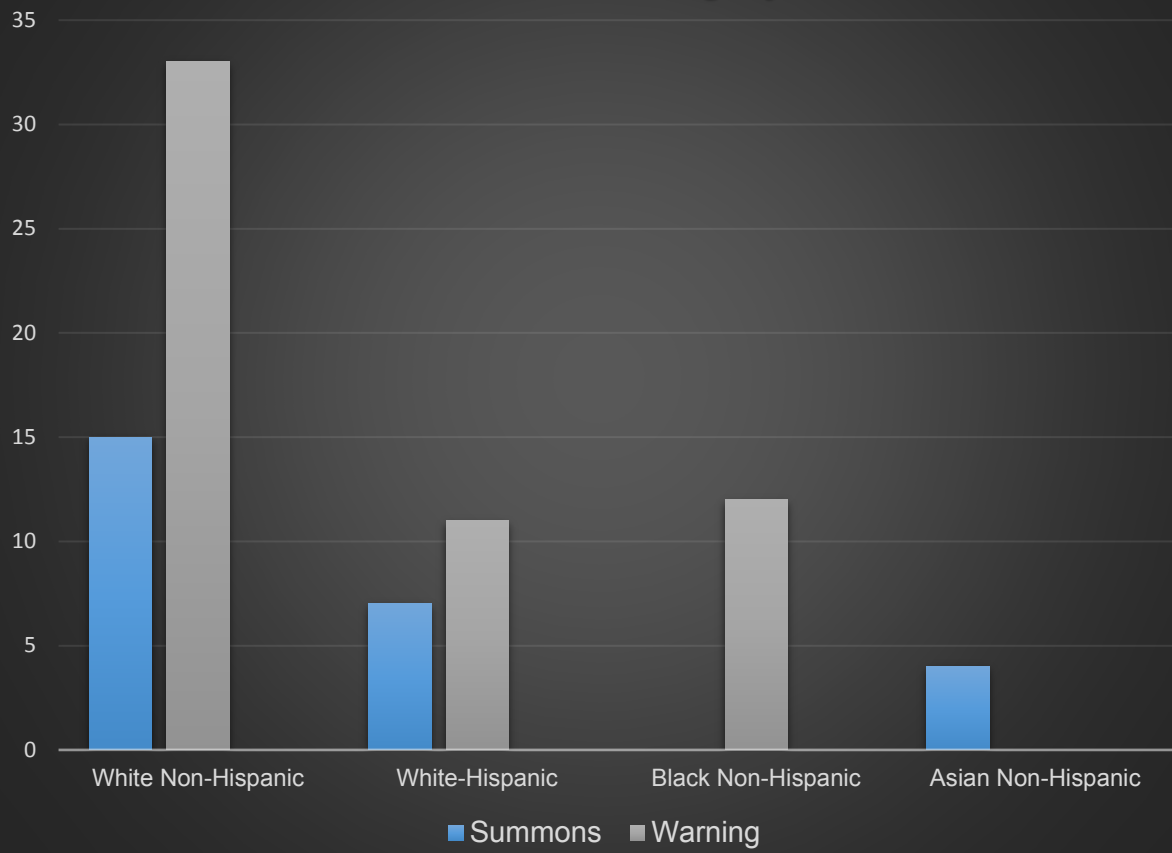
Officer - Total MV Stops: 90

Gender / Ethnic breakdown shown in percentages of overall number of MV Stops

Race Code	Total #	Percentage
White Hisp.	18	20.00%
White Non Hisp.	48	53.33%
Black Hisp.	0	0.00%
Black Non-Hisp.	12	13.33%
Native Amer/Eskimo Hisp	0	0.00%
Native Amer/Eskimo Non-Hisp	0	0.00%
Asian Hisp.	0	0.00%
Asian Non-Hisp	12	13.33%
Male	54	60.00%
Female	36	40.00%



APRIL 2021 Summons vs. Warning by Race



PRINCETON POLICE DEPARTMENT
YEAR-TO-DATE APRIL 2020 MVA Report

	<u>2020</u>	<u>2021</u>		<u>2020</u>	<u>2021</u>
<u>VEHICLES INVOLVED</u>	300	284	<u>ROAD CONDITIONS</u>		
			Dry:	119	136
<u>INJURIES INVOLVED</u>	37	28	Wet:	41	14
			Snow:	4	14
<u>ACCIDENTS WITH INJURIES</u>	28	24	Ice:	1	1
			Other:	0	0
<u>PROPERTY DAMAGE ACCIDENT</u>	14	25	TOTAL:	165	165
			<u>ACCIDENTS INVOLVING DEER</u>	14	10
			<u>SUMMONS ISSUED</u>	131	118
<u>DAYLIGHT/DARKNESS</u>			<u>ACCIDENTS INVOLVING PEDESTRIANS</u>		
Daylight:	123	135	Injury:	4	7
Darkness:	42	30	Non-Injury:	0	0
Unknown:	0	0	Fatal:	0	0
TOTAL:	165	165	Other:	0	0
<u>NUMBER OF ACCIDENTS BY DAY</u>			<u>ACCIDENTS INVOLVING BICYCLISTS</u>		
Unknown:	0	0	Injury:	4	0
Monday:	20	21	Non-Injury:	0	0
Tuesday:	29	36	Fatal:	0	0
Wednesday:	29	18	Other:	0	0
Thursday:	27	16	<u>ACCIDENTS INVOLVING MOTORCYCLES</u>		
Friday:	27	29	Injury:	0	0
Saturday:	21	28	Non-Injury:	0	0
Sunday:	45	17	Fatal:	0	0
TOTAL:	165	165	Other:	0	0
<u>TIMES OF DAY</u>			<u>FATAL ACCIDENTS</u>	0	0
0001 - 0100:	1	0			
0101 - 0200:	0	3	<u>PRIVATE PROPERTY LOCATIONS</u>	32	21
0201 - 0300:	0	0	<u>WEATHER CONDITIONS</u>		
0301 - 0400:	0	0	Overcast:	2	38
0401 - 0500:	1	0	Snow:	4	13
0501 - 0600:	0	0	Rain:	21	5
0601 - 0700:	5	1	Clear:	138	109
0701 - 0800:	8	7	TOTAL:	165	165
0801 - 0900:	18	6			
0901 - 1000:	7	9			
1001 - 1100:	8	11			
1101 - 1200:	14	14			
1201 - 1300:	14	14			
1301 - 1400:	12	18			
1401 - 1500:	7	15			
1501 - 1600:	18	14			
1601 - 1700:	5	12			
1701 - 1800:	14	14			
1801 - 1900:	6	10			
1901 - 2000:	8	6			
2001 - 2100:	4	3			
2101 - 2200:	4	1			
2201 - 2300:	2	3			
2301 - 2400:	1	1			
Unknown:	0	0			
TOTAL:	165	165			

USE OF FORCE **2021**

	<u>Jan</u>	<u>Feb</u>	<u>Mar</u>	<u>Apr</u>	<u>May</u>	<u>Jun</u>	<u>Jul</u>	<u>Aug</u>	<u>Sep</u>	<u>Oct</u>	<u>Nov</u>	<u>Dec</u>	<u>Total</u>
Total Number of Use of Force Incidents	0	0	0	0									
Persons against whom force was used	0	0	0	0									
Involving Officer use of Physical Force	0	0	0	0									
Involving Officer use of Mechanical Force	0	0	0	0									
Involving Officer use of Deadly Force	0	0	0	0									

January	-
February	-
March	-
April	-
May	
June	
July	
August	
September	
October	
November	
December	

(These totals do not reflect the NJSP UCR criteria, totals are Princeton Police policy totals only.)